



CLASSIFICA UFFICIALE


POS	NUM PETT	SQUADRA CODICE	COGNOME e NOME	COM	COD. AN	TEMPO FRAZ.	POS FRAZ.	TOTALE STAFF.	POS STAFF.	TEMPO FINALE	DISTACCO	PNT TAB
FEMMINILE / WEIBLICH												
1	21	MAZZUCCO	Laura	ITA		1:53'10.0 1:16'20.7 1:30'01.4	(1) (2) (1)	1:53'10.0 3:09'30.7 4:39'32.1	(1) (2) (1)	4:39'32.1	0.0 11.8 0.0	
2	27	INNERHOFER	Andrea	ITA		1:57'42.3 1:11'36.6 1:38'18.3	(3) (1) (2)	1:57'42.3 3:09'18.9 4:47'37.2	(3) (1) (2)	4:47'37.2	4'32.3 0.0 8'05.0	
3	22	DOSSI	Marcellina	ITA		2:00'05.6 1:20'16.3 1:53'51.7	(4) (4) (3)	2:00'05.6 3:20'21.9 5:14'13.6	(4) (3) (3)	5:14'13.6	6'55.6 11'03.0 34'41.4	
4	29	MORIONDO	Barbara	ITA		1:56'18.6 1:26'30.4 1:54'03.1	(2) (7) (4)	1:56'18.6 3:22'49.0 5:16'52.1	(2) (4) (4)	5:16'52.1	3'08.6 13'30.1 37'20.0	
5	28	PASQUARELLO	Arianna	ITA		2:06'24.8 1:19'17.2 2:14'49.8	(5) (3) (8)	2:06'24.8 3:25'42.0 5:40'31.8	(5) (5) (5)	5:40'31.8	13'14.8 16'23.1 1:00'59.6	
6	30	OBKIRCHER	Natalie	ITA		2:09'04.3 1:25'53.6 2:06'43.1	(6) (6) (7)	2:09'04.3 3:34'57.9 5:41'41.0	(6) (6) (6)	5:41'41.0	15'54.3 25'39.0 1:02'08.9	
7	24	BAERTSCHIGER	Monika	SUI		2:17'06.8 1:24'35.8 2:01'21.7	(7) (5) (5)	2:17'06.8 3:41'42.6 5:43'04.3	(7) (7) (7)	5:43'04.3	23'56.8 32'23.7 1:03'32.1	
8	26	CASTELLI	Simonetta	ITA		2:19'00.2 1:27'56.9 2:01'32.5	(8) (8) (6)	2:19'00.2 3:46'57.1 5:48'29.6	(8) (8) (8)	5:48'29.6	25'50.2 37'38.2 1:08'57.4	
9	23	FAUTRERO	Nadia	ITA		2:20'17.0 1:39'50.8 2:43'13.1	(9) (9) (9)	2:20'17.0 4:00'07.8 6:43'20.9	(9) (9) (9)	6:43'20.9	27'07.0 50'48.9 2:03'48.7	
		ISCRITTI	10								
		NON PARTITI	...	0								
		NON ARRIVATI	..	1								
25	BIGAGLI	Giovanna		ITA								




POS	NUM PETT	SQUADRA CODICE	COGNOME e NOME	COM	COD. AN	TEMPO FRAZ.	POS FRAZ.	TOTALE STAFF.	POS STAFF.	TEMPO FINALE	DISTACCO	PNT TAB
SQUALIFICATI .. 0												
MASCHILE / MAENNLICH												
1	2	KOGLER	Stefan	AUT		1:20'40.0 58'02.4 1:12'25.3	(5) (3) (1)	1:20'40.0 2:18'42.4 3:31'07.7	(5) (4) (1)	3:31'07.7	3'27.2 1'43.6 0.0	
2	17	HUG	Alexander	SUI		1:20'57.8 58'27.7 1:12'50.4	(6) (4) (2)	1:20'57.8 2:19'25.5 3:32'15.9	(6) (5) (2)	3:32'15.9	3'45.0 2'26.7 1'08.2	
3	4	STEINER	Anton	ITA		1:22'33.4 54'25.4 1:15'34.3	(8) (1) (3)	1:22'33.4 2:16'58.8 3:32'33.1	(8) (1) (3)	3:32'33.1	5'20.6 0.0 1'25.4	
4	1	VERBNJAK	Heinz	AUT		1:17'12.8 1:01'09.2 1:15'54.8	(1) (12) (4)	1:17'12.8 2:18'22.0 3:34'16.8	(1) (3) (4)	3:34'16.8	0.0 1'23.2 3'09.1	
5	16	WIELTSCHNIG	Silvio	AUT		1:20'36.2 57'00.1 1:18'13.9	(4) (2) (6)	1:20'36.2 2:17'36.3 3:35'50.2	(4) (2) (5)	3:35'50.2	3'23.4 37.5 4'42.5	
6	3	HOCHENWARTER	Siegfried	AUT		1:19'40.2 1:01'19.7 1:18'32.8	(2) (13) (7)	1:19'40.2 2:20'59.9 3:39'32.7	(2) (7) (6)	3:39'32.7	2'27.4 4'01.1 8'25.0	
7	5	LAINER	Hans	AUT		1:21'59.0 1:01'49.1 1:18'49.6	(7) (15) (8)	1:21'59.0 2:23'48.1 3:42'37.7	(7) (8) (7)	3:42'37.7	4'46.2 6'49.3 11'30.0	
8	19	WIDAUER	Stefan	SUI		1:24'56.1 59'47.4 1:19'02.6	(13) (8) (9)	1:24'56.1 2:24'43.5 3:43'46.1	(13) (9) (8)	3:43'46.1	7'43.3 7'44.7 12'38.4	
9	6	HEISS	Karl	ITA		1:28'30.5 59'46.4 1:21'02.1	(21) (7) (11)	1:28'30.5 2:28'16.9 3:49'19.0	(21) (14) (9)	3:49'19.0	11'17.7 11'18.1 18'11.3	
10	7	OSELE	Roland	ITA		1:25'08.8 1:00'24.2 1:26'02.7	(14) (10) (20)	1:25'08.8 2:25'33.0 3:51'35.7	(14) (12) (10)	3:51'35.7	7'56.0 8'34.2 20'28.0	
11	10	OBENDORFER	Richard	AUT		1:26'32.6 1:00'08.1 1:25'05.7	(16) (9) (18)	1:26'32.6 2:26'40.7 3:51'46.4	(16) (13) (11)	3:51'46.4	9'19.8 9'41.9 20'38.7	
12	44	GAMPER	Harald	ITA		1:27'37.3 1:00'51.8 1:24'15.2	(18) (11) (17)	1:27'37.3 2:28'29.1 3:52'44.3	(18) (15) (12)	3:52'44.3	10'24.5 11'30.3 21'36.6	




POS	NUM PETT	SQUADRA CODICE	COGNOME e NOME	COM	COD. AN	TEMPO FRAZ.	POS FRAZ.	TOTALE STAFF.	POS STAFF.	TEMPO FINALE	DISTACCO	PNT TAB
13	45	PFATTNER	Kurt	ITA		1:24'49.5 1:04'32.5 1:24'10.8	(12) (25) (16)	1:24'49.5 2:29'22.0 3:53'32.8	(12) (17) (13)	3:53'32.8	7'36.7 12'23.2 22'25.1	
14	87	DECLARA	Matthias	ITA		1:33'50.5 1:03'37.7 1:16'34.8	(33) (20) (5)	1:33'50.5 2:37'28.2 3:54'03.0	(33) (26) (14)	3:54'03.0	16'37.7 20'29.4 22'55.3	
15	15	TAUDERER	Bernd	AUT		1:22'39.9 1:02'51.4 1:28'56.0	(9) (19) (25)	1:22'39.9 2:25'31.3 3:54'27.3	(9) (11) (15)	3:54'27.3	5'27.1 8'32.5 23'19.6	
16	9	TESTOR	Norbert	ITA		1:32'24.5 59'20.3 1:22'47.0	(25) (6) (13)	1:32'24.5 2:31'44.8 3:54'31.8	(25) (18) (16)	3:54'31.8	15'11.7 14'46.0 23'24.1	
17	12	THALER	Benjamin	ITA		1:28'05.9 1:08'23.0 1:21'36.5	(20) (40) (12)	1:28'05.9 2:36'28.9 3:58'05.4	(20) (24) (17)	3:58'05.4	10'53.1 19'30.1 26'57.7	
18	40	ERTL	Wolfgang	AUT		1:27'38.8 1:05'03.5 1:26'19.2	(19) (26) (21)	1:27'38.8 2:32'42.3 3:59'01.5	(19) (19) (18)	3:59'01.5	10'26.0 15'43.5 27'53.8	
19	8	WEISENHORN	Oswald	ITA		1:20'33.5 59'16.1 1:41'09.9	(3) (5) (57)	1:20'33.5 2:19'49.6 4:00'59.5	(3) (6) (19)	4:00'59.5	3'20.7 2'50.8 29'51.8	
	31	ANTONIOLI	Daniel	ITA		1:27'34.5 1:05'34.5 1:27'50.5	(17) (29) (24)	1:27'34.5 2:33'09.0 4:00'59.5	(17) (21) (19)	4:00'59.5	10'21.7 16'10.2 29'51.8	
21	20	THALER	Sigmund	ITA		1:34'25.6 1:05'06.2 1:23'24.8	(37) (28) (14)	1:34'25.6 2:39'31.8 4:02'56.6	(37) (29) (21)	4:02'56.6	17'12.8 22'33.0 31'48.9	
22	11	CALMBACH	Uli	GER		1:36'05.6 1:02'11.3 1:25'50.0	(39) (17) (19)	1:36'05.6 2:38'16.9 4:04'06.9	(39) (27) (22)	4:04'06.9	18'52.8 21'18.1 32'59.2	
23	32	HAEMMERLE	Martin	AUT		1:24'15.8 1:05'04.9 1:35'45.0	(11) (27) (38)	1:24'15.8 2:29'20.7 4:05'05.7	(11) (16) (23)	4:05'05.7	7'03.0 12'21.9 33'58.0	
24	98	GOETSCH	Philip	ITA		1:33'55.4 1:08'43.5 1:24'08.4	(34) (41) (15)	1:33'55.4 2:42'38.9 4:06'47.3	(34) (36) (24)	4:06'47.3	16'42.6 25'40.1 35'39.6	
25	56	MOSER	Christian	ITA		1:38'26.5 1:02'03.1 1:27'25.8	(43) (16) (23)	1:38'26.5 2:40'29.6 4:07'55.4	(43) (32) (25)	4:07'55.4	21'13.7 23'30.8 36'47.7	




POS	NUM PETT	SQUADRA CODICE	COGNOME e NOME	COM	COD. AN	TEMPO FRAZ.	POS FRAZ.	TOTALE STAFF.	POS STAFF.	TEMPO FINALE	DISTACCO	PNT TAB
26	155	LANPACHER	Karl	ITA		1:32'49.4 1:06'11.3 1:30'10.6	(28) (32) (28)	1:32'49.4 2:39'00.7 4:09'11.3	(28) (28) (26)	4:09'11.3	15'36.6 22'01.9 38'03.6	
27	13	FRANK	Stefan	GER		1:28'42.0 1:04'17.5 1:37'23.1	(22) (23) (45)	1:28'42.0 2:32'59.5 4:10'22.6	(22) (20) (27)	4:10'22.6	11'29.2 16'00.7 39'14.9	
28	114	MARTINELLI	Andrea	ITA		1:32'22.5 1:08'12.5 1:30'35.8	(24) (39) (29)	1:32'22.5 2:40'35.0 4:11'10.8	(24) (33) (28)	4:11'10.8	15'09.7 23'36.2 40'03.1	
29	109	POLO	Claudio	ITA		1:39'29.8 1:03'47.0 1:29'34.4	(46) (21) (27)	1:39'29.8 2:43'16.8 4:12'51.2	(46) (37) (29)	4:12'51.2	22'17.0 26'18.0 41'43.5	
30	41	FENAROLO	Diego	ITA		1:32'48.0 1:11'00.2 1:29'28.0	(27) (53) (26)	1:32'48.0 2:43'48.2 4:13'16.2	(27) (38) (30)	4:13'16.2	15'35.2 26'49.4 42'08.5	
31	37	GSCHLISSER	Paul	ITA		1:32'26.8 1:02'28.4 1:38'36.8	(26) (18) (52)	1:32'26.8 2:34'55.2 4:13'32.0	(26) (22) (31)	4:13'32.0	15'14.0 17'56.4 42'24.3	
32	88	MITTERHOFER	Stefan	ITA		1:32'55.1 1:07'03.3 1:34'35.0	(31) (35) (36)	1:32'55.1 2:39'58.4 4:14'33.4	(31) (30) (32)	4:14'33.4	15'42.3 22'59.6 43'25.7	
33	93	GRITSCH	Andreas	AUT		1:23'25.4 1:01'38.1 1:50'23.2	(10) (14) (81)	1:23'25.4 2:25'03.5 4:15'26.7	(10) (10) (33)	4:15'26.7	6'12.6 8'04.7 44'19.0	
34	139	LERCHER	Karl	ITA		1:33'30.5 1:03'50.3 1:38'36.4	(32) (22) (51)	1:33'30.5 2:37'20.8 4:15'57.2	(32) (25) (34)	4:15'57.2	16'17.7 20'22.0 44'49.5	
35	46	HOLZER	Manfred	AUT		1:32'53.5 1:16'39.3 1:26'33.2	(30) (74) (22)	1:32'53.5 2:49'32.8 4:16'06.0	(30) (46) (35)	4:16'06.0	15'40.7 32'34.0 44'58.3	
36	89	ILLMER	Lorenz	ITA		1:32'51.1 1:07'36.6 1:36'11.2	(29) (37) (40)	1:32'51.1 2:40'27.7 4:16'38.9	(29) (31) (36)	4:16'38.9	15'38.3 23'28.9 45'31.2	
37	55	GAMPER	Stefan	ITA		1:31'56.7 1:09'11.8 1:35'30.9	(23) (43) (37)	1:31'56.7 2:41'08.5 4:16'39.4	(23) (34) (37)	4:16'39.4	14'43.9 24'09.7 45'31.7	
38	97	VISINTAINER	Valter	ITA		1:38'22.8 1:06'29.1 1:33'24.7	(42) (33) (34)	1:38'22.8 2:44'51.9 4:18'16.6	(42) (39) (38)	4:18'16.6	21'10.0 27'53.1 47'08.9	




POS	NUM PETT	SQUADRA CODICE	COGNOME e NOME	COM	COD. AN	TEMPO FRAZ.	POS FRAZ.	TOTALE STAFF.	POS STAFF.	TEMPO FINALE	DISTACCO	PNT TAB
39	42	PFATTNER	Franz	ITA		1:35'41.6 1:12'40.2 1:33'25.4	(38) (60) (35)	1:35'41.6 2:48'21.8 4:21'47.2	(38) (43) (39)	4:21'47.2	18'28.8 31'23.0 50'39.5	
	102	STEINER	Herbert	ITA		1:39'36.0 1:05'59.0 1:36'12.2	(48) (31) (41)	1:39'36.0 2:45'35.0 4:21'47.2	(48) (40) (39)	4:21'47.2	22'23.2 28'36.2 50'39.5	
41	149	GIUSIANO	Claudio	ITA		1:34'01.9 1:08'10.5 1:41'20.9	(35) (38) (59)	1:34'01.9 2:42'12.4 4:23'33.3	(35) (35) (41)	4:23'33.3	16'49.1 25'13.6 52'25.6	
42	136	STEINER	Helmut	ITA		1:39'34.5 1:13'56.1 1:32'11.5	(47) (66) (31)	1:39'34.5 2:53'30.6 4:25'42.1	(47) (50) (42)	4:25'42.1	22'21.7 36'31.8 54'34.4	
43	76	SCHLACHTER	Rolf	GER		1:40'43.1 1:07'28.5 1:38'02.1	(50) (36) (47)	1:40'43.1 2:48'11.6 4:26'13.7	(50) (42) (43)	4:26'13.7	23'30.3 31'12.8 55'06.0	
44	85	ANDREIS	Stefano	ITA		1:36'30.7 1:09'24.7 1:40'20.5	(40) (44) (55)	1:36'30.7 2:45'55.4 4:26'15.9	(40) (41) (44)	4:26'15.9	19'17.9 28'56.6 55'08.2	
45	91	EGGER	Karl	ITA		1:47'06.0 1:20'37.2 1:19'34.1	(69) (95) (10)	1:47'06.0 3:07'43.2 4:27'17.3	(69) (84) (45)	4:27'17.3	29'53.2 50'44.4 56'09.6	
46	35	ANNAHEIM	Daniel	SUI		1:41'57.2 1:12'19.0 1:33'21.0	(52) (57) (33)	1:41'57.2 2:54'16.2 4:27'37.2	(52) (52) (46)	4:27'37.2	24'44.4 37'17.4 56'29.5	
47	120	DE GASPERI	Alessandro	ITA		1:44'58.2 1:06'50.6 1:36'41.1	(59) (34) (43)	1:44'58.2 2:51'48.8 4:28'29.9	(59) (48) (47)	4:28'29.9	27'45.4 34'50.0 57'22.2	
48	115	TOSOLINI	Ermanno	ITA		1:40'44.9 1:10'52.6 1:40'24.3	(51) (52) (56)	1:40'44.9 2:51'37.5 4:32'01.8	(51) (47) (48)	4:32'01.8	23'32.1 34'38.7 1:00'54.1	
49	103	LORENZ	Andreas	GER		1:42'41.8 1:05'49.3 1:45'03.0	(55) (30) (68)	1:42'41.8 2:48'31.1 4:33'34.1	(55) (44) (49)	4:33'34.1	25'29.0 31'32.3 1:02'26.4	
50	117	WELLENZOHN	Klaus	ITA		1:47'02.7 1:14'14.6 1:32'43.8	(67) (67) (32)	1:47'02.7 3:01'17.3 4:34'01.1	(67) (65) (50)	4:34'01.1	29'49.9 44'18.5 1:02'53.4	
51	47	DEALBERTO	Dario	ITA		1:46'41.1 1:09'25.6 1:38'04.8	(65) (45) (48)	1:46'41.1 2:56'06.7 4:34'11.5	(65) (55) (51)	4:34'11.5	29'28.3 39'07.9 1:03'03.8	




POS	NUM PETT	SQUADRA CODICE	COGNOME e NOME	COM	COD. AN	TEMPO FRAZ.	POS FRAZ.	TOTALE STAFF.	POS STAFF.	TEMPO FINALE	DISTACCO	PNT TAB
52	142	CLAUS	Stephan	AUT		1:42'45.1 1:13'46.5 1:37'40.0	(56) (64) (46)	1:42'45.1 2:56'31.6 4:34'11.6	(56) (56) (52)	4:34'11.6	25'32.3 39'32.8 1:03'03.9	
53	64	MARGESIN	Michael	ITA		1:42'39.7 1:13'16.8 1:38'30.1	(54) (62) (50)	1:42'39.7 2:55'56.5 4:34'26.6	(54) (54) (53)	4:34'26.6	25'26.9 38'57.7 1:03'18.9	
54	107	LONGHINO	Walter	ITA		1:48'36.6 1:10'34.1 1:36'05.7	(73) (51) (39)	1:48'36.6 2:59'10.7 4:35'16.4	(73) (61) (54)	4:35'16.4	31'23.8 42'11.9 1:04'08.7	
55	70	STOFFEL	Roman	GER		1:38'31.7 1:16'11.2 1:44'34.6	(44) (72) (65)	1:38'31.7 2:54'42.9 4:39'17.5	(44) (53) (55)	4:39'17.5	21'18.9 37'44.1 1:08'09.8	
56	153	DIPPACHER	Matthias	GER		1:49'52.1 1:04'17.6 1:45'14.3	(77) (24) (69)	1:49'52.1 2:54'09.7 4:39'24.0	(77) (51) (56)	4:39'24.0	32'39.3 37'10.9 1:08'16.3	
57	81	MOSER	Adi	AUT		1:53'40.9 1:10'01.9 1:36'33.0	(94) (48) (42)	1:53'40.9 3:03'42.8 4:40'15.8	(94) (70) (57)	4:40'15.8	36'28.1 46'44.0 1:09'08.1	
58	127	MARTINI	Giuseppe	ITA		1:46'39.5 1:10'34.0 1:43'39.4	(64) (50) (62)	1:46'39.5 2:57'13.5 4:40'52.9	(64) (57) (58)	4:40'52.9	29'26.7 40'14.7 1:09'45.2	
59	92	MUSAZZI	Simone	ITA		1:49'55.3 1:08'48.2 1:42'20.7	(78) (42) (61)	1:49'55.3 2:58'43.5 4:41'04.2	(78) (59) (59)	4:41'04.2	32'42.5 41'44.7 1:09'56.5	
60	118	EGARTER	Karl	ITA		1:48'51.0 1:13'15.9 1:39'01.1	(75) (61) (53)	1:48'51.0 3:02'06.9 4:41'08.0	(75) (66) (60)	4:41'08.0	31'38.2 45'08.1 1:10'00.3	
61	83	DALBOSCO	Flavio	ITA		1:50'45.3 1:13'20.9 1:38'11.5	(83) (63) (49)	1:50'45.3 3:04'06.2 4:42'17.7	(83) (71) (61)	4:42'17.7	33'32.5 47'07.4 1:11'10.0	
62	62	EISENDLE	Roland	AUT		1:44'55.9 1:13'51.6 1:44'11.5	(58) (65) (64)	1:44'55.9 2:58'47.5 4:42'59.0	(58) (60) (62)	4:42'59.0	27'43.1 41'48.7 1:11'51.3	
63	14	GRASSERO	Paolo	ITA		1:51'06.8 1:11'47.0 1:41'32.2	(86) (55) (60)	1:51'06.8 3:02'53.8 4:44'26.0	(86) (67) (63)	4:44'26.0	33'54.0 45'55.0 1:13'18.3	
	135	STANZL	Walter	ITA		1:53'01.5 1:14'36.3 1:36'48.2	(92) (68) (44)	1:53'01.5 3:07'37.8 4:44'26.0	(92) (82) (63)	4:44'26.0	35'48.7 50'39.0 1:13'18.3	




POS	NUM PETT	SQUADRA CODICE	COGNOME e NOME	COM	COD. AN	TEMPO FRAZ.	POS FRAZ.	TOTALE STAFF.	POS STAFF.	TEMPO FINALE	DISTACCO	PNT TAB
65	58	MOSER	Raimund	ITA		1:56'58.7	(101)	1:56'58.7	(101)	4:44'31.1	39'45.9	
						1:15'49.4	(71)	3:12'48.1	(97)		55'49.3	
						1:31'43.0	(30)	4:44'31.1	(65)		1:13'23.4	
125	FOLCHINI	Mauro	ITA		1:50'18.6	(81)	1:50'18.6	(81)	4:44'31.1	33'05.8		
					1:14'51.0	(69)	3:05'09.6	(73)		48'10.8		
					1:39'21.5	(54)	4:44'31.1	(65)		1:13'23.4		
67	154	OSTERTAG	Dirk	GER		1:38'55.9	(45)	1:38'55.9	(45)	4:44'41.9	21'43.1	
						1:09'48.4	(46)	2:48'44.3	(45)		31'45.5	
						1:55'57.6	(96)	4:44'41.9	(67)		1:13'34.2	
68	100	WILLMANN	Uwe	AUT		1:34'07.3	(36)	1:34'07.3	(36)	4:44'53.4	16'54.5	
						1:17'43.7	(81)	2:51'51.0	(49)		34'52.2	
						1:53'02.4	(89)	4:44'53.4	(68)		1:13'45.7	
69	72	HOUSKA	David	ITA		1:51'05.3	(85)	1:51'05.3	(85)	4:45'54.0	33'52.5	
						1:09'59.2	(47)	3:01'04.5	(64)		44'05.7	
						1:44'49.5	(66)	4:45'54.0	(69)		1:14'46.3	
70	94	WEITHALER	Egon	ITA		1:46'05.0	(61)	1:46'05.0	(61)	4:48'22.4	28'52.2	
						1:21'04.0	(97)	3:07'09.0	(81)		50'10.2	
						1:41'13.4	(58)	4:48'22.4	(70)		1:17'14.7	
71	147	HILLE	Juergen	AUT		1:42'13.1	(53)	1:42'13.1	(53)	4:48'30.8	25'00.3	
						1:18'13.6	(84)	3:00'26.7	(63)		43'27.9	
						1:48'04.1	(72)	4:48'30.8	(71)		1:17'23.1	
72	148	VILLSCHEIDER	Paul	ITA		1:39'38.4	(49)	1:39'38.4	(49)	4:51'06.5	22'25.6	
						1:18'50.2	(86)	2:58'28.6	(58)		41'29.8	
						1:52'37.9	(87)	4:51'06.5	(72)		1:19'58.8	
73	146	ROSO ZANOTTI	Giuseppe	ITA		1:48'39.9	(74)	1:48'39.9	(74)	4:51'35.3	31'27.1	
						1:15'02.1	(70)	3:03'42.0	(69)		46'43.2	
						1:47'53.3	(71)	4:51'35.3	(73)		1:20'27.6	
74	116	HASLER	Anton	ITA		1:47'42.4	(70)	1:47'42.4	(70)	4:52'12.8	30'29.6	
						1:18'20.6	(85)	3:06'03.0	(77)		49'04.2	
						1:46'09.8	(70)	4:52'12.8	(74)		1:21'05.1	
75	49	ALBER	Martin	ITA		1:47'05.1	(68)	1:47'05.1	(68)	4:52'47.3	29'52.3	
						1:12'27.3	(59)	2:59'32.4	(62)		42'33.6	
						1:53'14.9	(90)	4:52'47.3	(75)		1:21'39.6	
76	141	MERLER	Tiziano	ITA		1:46'59.0	(66)	1:46'59.0	(66)	4:53'11.2	29'46.2	
						1:17'40.1	(80)	3:04'39.1	(72)		47'40.3	
						1:48'32.1	(73)	4:53'11.2	(76)		1:22'03.5	
77	150	KRUSELBURGER	Alexander	ITA		1:54'12.7	(96)	1:54'12.7	(96)	4:54'43.9	36'59.9	
						1:11'08.6	(54)	3:05'21.3	(74)		48'22.5	
						1:49'22.6	(76)	4:54'43.9	(77)		1:23'36.2	




POS	NUM PETT	SQUADRA CODICE	COGNOME e NOME	COM	COD. AN	TEMPO FRAZ.	POS FRAZ.	TOTALE STAFF.	POS STAFF.	TEMPO FINALE	DISTACCO	PNT TAB
78	106	MALFERTHEINER	Werner	ITA		1:51'00.2 1:20'48.0 1:43'49.1	(84) (96) (63)	1:51'00.2 3:11'48.2 4:55'37.3	(84) (92) (78)	4:55'37.3	33'47.4 54'49.4 1:24'29.6	
79	66	LARCH	Martin	ITA		1:49'02.5 1:17'46.8 1:49'09.6	(76) (82) (74)	1:49'02.5 3:06'49.3 4:55'58.9	(76) (78) (79)	4:55'58.9	31'49.7 49'50.5 1:24'51.2	
80	124	GRUBER	Florian	ITA		1:48'11.9 1:21'16.6 1:50'18.8	(71) (98) (80)	1:48'11.9 3:09'28.5 4:59'47.3	(71) (88) (80)	4:59'47.3	30'59.1 52'29.7 1:28'39.6	
81	34	BETTEGA	Federico	ITA		1:52'40.4 1:16'29.6 1:51'20.3	(90) (73) (84)	1:52'40.4 3:09'10.0 5:00'30.3	(90) (87) (81)	5:00'30.3	35'27.6 52'11.2 1:29'22.6	
82	51	HUEBNER	Hansjoerg	GER		1:53'00.8 1:12'22.3 1:56'01.8	(91) (58) (97)	1:53'00.8 3:05'23.1 5:01'24.9	(91) (75) (82)	5:01'24.9	35'48.0 48'24.3 1:30'17.2	
83	112	GERVASONI	Claudio	ITA		1:53'43.1 1:18'07.3 1:51'03.8	(95) (83) (82)	1:53'43.1 3:11'50.4 5:02'54.2	(95) (93) (83)	5:02'54.2	36'30.3 54'51.6 1:31'46.5	
84	86	EGGER	Norbert	ITA		1:50'37.6 1:19'26.1 1:54'08.4	(82) (89) (91)	1:50'37.6 3:10'03.7 5:04'12.1	(82) (90) (84)	5:04'12.1	33'24.8 53'04.9 1:33'04.4	
85	65	BURGER	Helmuth	ITA		1:55'28.2 1:17'15.7 1:52'07.7	(99) (77) (86)	1:55'28.2 3:12'43.9 5:04'51.6	(99) (95) (85)	5:04'51.6	38'15.4 55'45.1 1:33'43.9	
86	69	TIMPFLER	Sepp	ITA		1:45'14.4 1:24'15.3 1:55'31.9	(60) (101) (94)	1:45'14.4 3:09'29.7 5:05'01.6	(60) (89) (86)	5:05'01.6	28'01.6 52'30.9 1:33'53.9	
87	60	PLATTER	Hannes	ITA		1:55'26.3 1:17'19.1 1:54'25.0	(98) (78) (92)	1:55'26.3 3:12'45.4 5:07'10.4	(98) (96) (87)	5:07'10.4	38'13.5 55'46.6 1:36'02.7	
88	145	MASTROTTO	Michele	ITA		1:46'11.6 1:19'46.2 2:02'45.9	(62) (90) (100)	1:46'11.6 3:05'57.8 5:08'43.7	(62) (76) (88)	5:08'43.7	28'58.8 48'59.0 1:37'36.0	
89	130	RIEPER	Egon	ITA		1:58'40.0 1:25'46.9 1:45'02.1	(104) (106) (67)	1:58'40.0 3:24'26.9 5:09'29.0	(104) (104) (89)	5:09'29.0	41'27.2 1:07'28.1 1:38'21.3	
90	43	DEAVI	Andrea	ITA		1:50'06.8 1:17'34.6 2:01'59.6	(80) (79) (99)	1:50'06.8 3:07'41.4 5:09'41.0	(80) (83) (90)	5:09'41.0	32'54.0 50'42.6 1:38'33.3	




POS	NUM PETT	SQUADRA CODICE	COGNOME e NOME	COM	COD. AN	TEMPO FRAZ.	POS FRAZ.	TOTALE STAFF.	POS STAFF.	TEMPO FINALE	DISTACCO	PNT TAB
91	90	CASNA	Alessandro	ITA		1:49'58.5 1:16'51.8 2:05'40.4	(79) (76) (104)	1:49'58.5 3:06'50.3 5:12'30.7	(79) (79) (91)	5:12'30.7	32'45.7 49'51.5 1:41'23.0	
92	38	GRASSERO	Maurizio	ITA		1:51'36.7 1:25'47.7 1:55'46.1	(88) (107) (95)	1:51'36.7 3:17'24.4 5:13'10.5	(88) (99) (92)	5:13'10.5	34'23.9 1:00'25.6 1:42'02.8	
93	101	ROSSI	Michele	ITA		2:05'01.7 1:19'23.8 1:49'55.3	(114) (88) (78)	2:05'01.7 3:24'25.5 5:14'20.8	(114) (102) (93)	5:14'20.8	47'48.9 1:07'26.7 1:43'13.1	
94	99	BETTINI	Davide	ITA		2:05'03.3 1:19'22.9 1:49'55.4	(115) (87) (79)	2:05'03.3 3:24'26.2 5:14'21.6	(115) (103) (94)	5:14'21.6	47'50.5 1:07'27.4 1:43'13.9	
95	74	PFATTNER	Bernhard	ITA		2:05'50.7 1:20'03.3 1:49'20.3	(121) (92) (75)	2:05'50.7 3:25'54.0 5:15'14.3	(121) (107) (95)	5:15'14.3	48'37.9 1:08'55.2 1:44'06.6	
96	39	GOTTARDI	Andrea	ITA		1:51'09.0 1:11'59.9 2:13'01.1	(87) (56) (112)	1:51'09.0 3:03'08.9 5:16'10.0	(87) (68) (96)	5:16'10.0	33'56.2 46'10.1 1:45'02.3	
97	140	GEISER	Richard	ITA		2:00'27.7 1:26'25.0 1:49'43.6	(108) (110) (77)	2:00'27.7 3:26'52.7 5:16'36.3	(108) (108) (97)	5:16'36.3	43'14.9 1:09'53.9 1:45'28.6	
98	129	BAROZZI	Massimo	ITA		1:53'31.5 1:16'44.1 2:06'45.1	(93) (75) (106)	1:53'31.5 3:10'15.6 5:17'00.7	(93) (91) (98)	5:17'00.7	36'18.7 53'16.8 1:45'53.0	
99	33	BENAMATI	Michele	ITA		1:44'54.0 1:22'56.9 2:10'38.3	(57) (99) (108)	1:44'54.0 3:07'50.9 5:18'29.2	(57) (85) (99)	5:18'29.2	27'41.2 50'52.1 1:47'21.5	
100	134	TAVOLETTI	Serafino	ITA		1:48'23.7 1:24'03.7 2:07'15.6	(72) (100) (107)	1:48'23.7 3:12'27.4 5:19'43.0	(72) (94) (100)	5:19'43.0	31'10.9 55'28.6 1:48'35.3	
101	18	MACH	Roman	ITA		1:46'32.0 1:20'34.7 2:13'54.6	(63) (94) (114)	1:46'32.0 3:07'06.7 5:21'01.3	(63) (80) (101)	5:21'01.3	29'19.2 50'07.9 1:49'53.6	
102	111	DEGASPERI	Paolo	ITA		1:59'12.3 1:19'52.4 2:04'26.3	(106) (91) (102)	1:59'12.3 3:19'04.7 5:23'31.0	(106) (100) (102)	5:23'31.0	41'59.5 1:02'05.9 1:52'23.3	
103	143	ZAFFARONI	Marco Enrico	ITA		2:07'52.5 1:25'58.6 1:51'50.0	(122) (109) (85)	2:07'52.5 3:33'51.1 5:25'41.1	(122) (115) (103)	5:25'41.1	50'39.7 1:16'52.3 1:54'33.4	




POS	NUM PETT	SQUADRA CODICE	COGNOME e NOME	COM	COD. AN	TEMPO FRAZ.	POS FRAZ.	TOTALE STAFF.	POS STAFF.	TEMPO FINALE	DISTACCO	PNT TAB
104	68	RINERO	Massimo	ITA		2:02'46.4 1:31'58.8 1:51'12.6	(110) (123) (83)	2:02'46.4 3:34'45.2 5:25'57.8	(110) (117) (104)	5:25'57.8	45'33.6 1:17'46.4 1:54'50.1	
105	48	HOLZNER	Michael	ITA		2:03'44.7 1:27'07.5 1:55'06.3	(111) (111) (93)	2:03'44.7 3:30'52.2 5:25'58.5	(111) (112) (105)	5:25'58.5	46'31.9 1:13'53.4 1:54'50.8	
106	52	KOFLER	Mario	SUI		2:00'57.1 1:24'27.1 2:04'19.6	(109) (102) (101)	2:00'57.1 3:25'24.2 5:29'43.8	(109) (105) (106)	5:29'43.8	43'44.3 1:08'25.4 1:58'36.1	
107	151	VESAN	Alberto	ITA		2:05'05.3 1:25'11.7 1:59'31.9	(116) (104) (98)	2:05'05.3 3:30'17.0 5:29'48.9	(116) (111) (107)	5:29'48.9	47'52.5 1:13'18.2 1:58'41.2	
108	57	GRUENER	Guenther	ITA		2:11'38.6 1:30'00.4 1:53'01.8	(131) (118) (88)	2:11'38.6 3:41'39.0 5:34'40.8	(131) (124) (108)	5:34'40.8	54'25.8 1:24'40.2 2:03'33.1	
109	104	TSCHOLL	Norbert	ITA		1:58'29.3 1:24'49.2 2:11'47.7	(103) (103) (110)	1:58'29.3 3:23'18.5 5:35'06.2	(103) (101) (109)	5:35'06.2	41'16.5 1:06'19.7 2:03'58.5	
110	54	HOLZNER	Roland	ITA		2:05'36.3 1:25'21.8 2:05'23.8	(119) (105) (103)	2:05'36.3 3:30'58.1 5:36'21.9	(119) (113) (110)	5:36'21.9	48'23.5 1:13'59.3 2:05'14.2	
111	119	HEIDENBERGER	Alexander	ITA		1:55'58.2 1:20'21.7 2:22'40.1	(100) (93) (122)	1:55'58.2 3:16'19.9 5:39'00.0	(100) (98) (111)	5:39'00.0	38'45.4 59'21.1 2:07'52.3	
112	121	KOFLER	Klaus	ITA		1:58'54.1 1:29'08.6 2:14'30.3	(105) (112) (116)	1:58'54.1 3:28'02.7 5:42'33.0	(105) (109) (112)	5:42'33.0	41'41.3 1:11'03.9 2:11'25.3	
113	53	FRISCHMANN	Dietmar	AUT		1:55'25.1 1:30'24.0 2:17'39.6	(97) (121) (119)	1:55'25.1 3:25'49.1 5:43'28.7	(97) (106) (113)	5:43'28.7	38'12.3 1:08'50.3 2:12'21.0	
114	73	HUBER	Alfred	GER		2:00'08.1 1:29'19.5 2:15'42.2	(107) (114) (117)	2:00'08.1 3:29'27.6 5:45'09.8	(107) (110) (114)	5:45'09.8	42'55.3 1:12'28.8 2:14'02.1	
115	105	MORANDELL	Ernst	ITA		2:05'40.7 1:29'38.1 2:13'21.7	(120) (117) (113)	2:05'40.7 3:35'18.8 5:48'40.5	(120) (118) (115)	5:48'40.5	48'27.9 1:18'20.0 2:17'32.8	
116	80	POJER	Umberto	ITA		2:14'21.3 1:29'31.4 2:06'03.2	(133) (116) (105)	2:14'21.3 3:43'52.7 5:49'55.9	(133) (125) (116)	5:49'55.9	57'08.5 1:26'53.9 2:18'48.2	



POS	NUM PETT	SQUADRA CODICE	COGNOME e NOME	COM	COD. AN	TEMPO FRAZ.	POS FRAZ.	TOTALE STAFF.	POS STAFF.	TEMPO FINALE	DISTACCO	PNT TAB
117	82	STOCKER	Markus	ITA		2:11'25.3 1:29'17.4 2:12'22.8	(128) (113) (111)	2:11'25.3 3:40'42.7 5:53'05.5	(128) (122) (117)	5:53'05.5	54'12.5 1:23'43.9 2:21'57.8	
118	137	POZZI	Franco	ITA		2:05'13.8 1:25'52.8 2:24'24.0	(117) (108) (124)	2:05'13.8 3:31'06.6 5:55'30.6	(117) (114) (118)	5:55'30.6	48'01.0 1:14'07.8 2:24'22.9	
119	108	BERTSCH	Thomas	AUT		2:04'59.7 1:36'22.5 2:14'18.1	(113) (126) (115)	2:04'59.7 3:41'22.2 5:55'40.3	(113) (123) (119)	5:55'40.3	47'46.9 1:24'23.4 2:24'32.6	
120	84	PIRAS	Giovanni	ITA		2:10'48.9 1:29'25.8 2:17'15.2	(127) (115) (118)	2:10'48.9 3:40'14.7 5:57'29.9	(127) (121) (120)	5:57'29.9	53'36.1 1:23'15.9 2:26'22.2	
121	132	CAMPANARO	Flavio	ITA		2:11'28.4 1:38'37.5 2:10'42.2	(129) (130) (109)	2:11'28.4 3:50'05.9 6:00'48.1	(129) (128) (121)	6:00'48.1	54'15.6 1:33'07.1 2:29'40.4	
122	71	GOLDGRUBER	Florian	GER		2:09'00.3 1:30'45.2 2:21'06.5	(125) (122) (121)	2:09'00.3 3:39'45.5 6:00'52.0	(125) (120) (122)	6:00'52.0	51'47.5 1:22'46.7 2:29'44.3	
123	75	ODORIZZI	Sergio	ITA		1:57'45.8 1:36'37.7 2:28'19.5	(102) (128) (126)	1:57'45.8 3:34'23.5 6:02'43.0	(102) (116) (123)	6:02'43.0	40'33.0 1:17'24.7 2:31'35.3	
124	123	LAUDIERI	Ivo	ITA		2:11'30.3 1:33'42.7 2:18'04.4	(130) (125) (120)	2:11'30.3 3:45'13.0 6:03'17.4	(130) (126) (124)	6:03'17.4	54'17.5 1:28'14.2 2:32'09.7	
125	131	CHINCARINI	Cristiano	ITA		2:09'45.7 1:36'33.0 2:23'53.3	(126) (127) (123)	2:09'45.7 3:46'18.7 6:10'12.0	(126) (127) (125)	6:10'12.0	52'32.9 1:29'19.9 2:39'04.3	
126	144	MARELLI	Ivano	ITA		2:08'01.5 1:30'00.4 2:33'15.9	(124) (118) (128)	2:08'01.5 3:38'01.9 6:11'17.8	(124) (119) (126)	6:11'17.8	50'48.7 1:21'03.1 2:40'10.1	
127	59	PEREZ	Marco	ITA		2:17'52.0 1:36'48.6 2:26'17.2	(135) (129) (125)	2:17'52.0 3:54'40.6 6:20'57.8	(135) (130) (127)	6:20'57.8	1:00'39.2 1:37'41.8 2:49'50.1	
128	122	ZISCHG	Hubert	ITA		2:17'14.6 1:33'03.4 2:36'46.9	(134) (124) (129)	2:17'14.6 3:50'18.0 6:27'04.9	(134) (129) (128)	6:27'04.9	1:00'01.8 1:33'19.2 2:55'57.2	
129	128	VILL	Kajetan	ITA		2:13'24.2 1:44'33.2 2:31'47.8	(132) (131) (127)	2:13'24.2 3:57'57.4 6:29'45.2	(132) (131) (129)	6:29'45.2	56'11.4 1:40'58.6 2:58'37.5	




POS	NUM PETT	SQUADRA CODICE	COGNOME e NOME	COM	COD. AN	TEMPO FRAZ.	POS FRAZ.	TOTALE STAFF.	POS STAFF.	TEMPO FINALE	DISTACCO	PNT TAB
			ISCRITTI	145							
			NON PARTITI	...	7							
50		HEININGER	Bernhard		GER							
67		PLATTER	Jos		ITA							
77		GERSTGRASSER	Wilmar		ITA							
95		DALSASS	Alessandro		ITA							
110		REITER	Herbert		GER							
113		TOHT	Werner		GER							
133		TARTAGLIA	Giampiero		ITA							
			NON ARRIVATI	..	9							
36		COTTOGNI	Kurt		AUT	1:25'54.4 1:10'19.9	(15) (49)	1:25'54.4 2:36'14.3	(15) (23)		8'41.6 19'15.5	
61		KRUG	Martin		AUT	1:52'31.3	(89)	1:52'31.3	(89)		35'18.5	
63		OBERHOFER	Guenther		ITA	2:05'22.4	(118)	2:05'22.4	(118)		48'09.6	
78		CARBONE	Luca		ITA							
79		ZOEGGELER	Werner		ITA	2:07'57.1 1:58'22.1	(123) (132)	2:07'57.1 4:06'19.2	(123) (132)		50'44.3 1:49'20.4	



POS	NUM PETT	SQUADRA CODICE	COGNOME e NOME	COM	COD. AN	TEMPO FRAZ.	POS FRAZ.	TOTALE STAFF.	POS STAFF.	TEMPO FINALE	DISTACCO	PNT TAB
96	DEGASPERI	Manuel	ITA			1:38'17.4 1:30'17.2	(41) (120)	1:38'17.4 3:08'34.6	(41) (86)		21'04.6 51'35.8	
126	PASUT	Roberto	ITA			2:04'44.0 2:09'08.5	(112) (133)	2:04'44.0 4:13'52.5	(112) (133)		47'31.2 1:56'53.7	
138	FOLGARAIT	Sandro	ITA									
152	ZISCHG	Peter	ITA									
SQUALIFICATI ..				0								

STAFFETTA FEMMINILE / STAFFEL WEIBLICH


1	215	SC ANGER	GER							4:01'40.5		
		KOCH Maria				1:37'50.0	(3)	1:37'50.0	(3)		7'51.5	
		MANGOLD WOLF Paula				1:03'30.8	(3)	2:41'20.8	(1)		0.0	
		KOCH Stefanie				1:20'19.7	(4)	4:01'40.5	(1)		0.0	
2	212	TEAM SUEDTIROL	ITA							4:04'50.4		
		HOBBER Alexandra				1:34'37.4	(2)	1:34'37.4	(2)		4'38.9	
		SENFETER Irene				1:10'36.6	(6)	2:45'14.0	(3)		3'53.2	
		GROSS Annemarie				1:19'36.4	(3)	4:04'50.4	(2)		3'09.9	
3	219	LAUF UND SPORT TASSANI	A-D							4:05'48.1		
		GRUBER Barbara				1:29'58.5	(1)	1:29'58.5	(1)		0.0	
		TASSANI PRELL Barbara				1:11'56.1	(7)	2:41'54.6	(2)		33.8	
		GRASSL Judith				1:23'53.5	(5)	4:05'48.1	(3)		4'07.5	
4	214	TEAM MULTISPORTNETWORK	I-D							4:06'44.1		
		MUTSCHELLER LANG Sigrid				1:43'38.6	(4)	1:43'38.6	(4)		13'40.1	
		PIRCHER Petra				1:07'04.4	(5)	2:50'43.0	(5)		9'22.2	
		BENZONI Michela				1:16'01.1	(1)	4:06'44.1	(4)		5'03.6	
5	211	211	GER							4:07'03.7		
		GRONA Sabine				1:46'48.3	(6)	1:46'48.3	(6)		16'49.8	
		HARBICH Kerstin				1:03'15.3	(2)	2:50'03.6	(4)		8'42.8	
		SCHLEICH Christine				1:17'00.1	(2)	4:07'03.7	(5)		5'23.1	
6	217	BERFUEHRERBUERO REUTTE	AUT							4:17'01.5		
		WACKER Patrizia				1:45'53.0	(5)	1:45'53.0	(5)		15'54.5	
		SCHIFFER Magdalena				1:05'37.3	(4)	2:51'30.3	(6)		10'09.5	
		BREJCHA Marlies				1:25'31.2	(6)	4:17'01.5	(6)		15'21.0	
7	213	TELMEKOM TEAM	ITA							4:18'05.4		
		VASSELAI Brigitte				1:51'45.7	(7)	1:51'45.7	(7)		21'47.2	
		THALER Edeltraut				1:00'05.2	(1)	2:51'50.9	(7)		10'30.1	
		GAMPER Andrea				1:26'14.5	(7)	4:18'05.4	(7)		16'24.8	
8	216	NORDIC FITNESS ALPIN	ITA							4:45'03.1		
		TASSER Andrea				1:52'41.0	(8)	1:52'41.0	(8)		22'42.5	
		STOFNER Sonja				1:20'46.9	(9)	3:13'27.9	(8)		32'07.1	
		FELDERER Anneliese				1:31'35.2	(8)	4:45'03.1	(8)		43'22.5	




POS	NUM PETT	SQUADRA CODICE	COGNOME e NOME	COM	COD. AN	TEMPO FRAZ.	POS FRAZ.	TOTALE STAFF.	POS STAFF.	TEMPO FINALE	DISTACCO	PNT TAB
9	218	FRIESIAN TEAM		ITA						5:23'59.8		
			FERRARA Federica			2:16'50.1	(9)	2:16'50.1	(9)		46'51.6	
			MARCHINI Marisa			1:17'06.7	(8)	3:33'56.8	(9)		52'36.0	
			GASPARELLA Katia			1:50'03.0	(9)	5:23'59.8	(9)		1:22'19.2	
			ISCRITTI	9								
			NON PARTITI ...	0								
			NON ARRIVATI ..	0								
			SQUALIFICATI ..	0								

STAFFETTA MASCHILE / STAFFEL MAENNLICH


1	201	KOLLAND TOPSPORT CHILLI LOUN I-A								3:03'35.4		
			STAUDER Roland			1:13'38.0	(1)	1:13'38.0	(1)		0.0	
			KROELL Markus			50'50.4	(10)	2:04'28.4	(1)		0.0	
			RINGHOFER Andreas			59'07.0	(1)	3:03'35.4	(1)		0.0	
2	203	WF MECHANIK KLAUSEN		ITA						3:04'28.5		
			STEINACHER Dario			1:16'49.4	(2)	1:16'49.4	(2)		3'11.4	
			FRICK Gerd			47'40.4	(2)	2:04'29.8	(2)		1.4	
			ZEMMER Urban			59'58.7	(2)	3:04'28.5	(2)		53.1	
3	205	TEAM EATANDWIN.EU		D-A						3:05'05.6		
			STROBEL Andreas			1:17'26.9	(3)	1:17'26.9	(3)		3'48.9	
			HOHENWARTER Markus			47'14.3	(1)	2:04'41.2	(3)		12.8	
			ECHTLER Martin			1:00'24.4	(3)	3:05'05.6	(3)		1'30.2	
4	204	TELMEKOM TEAM SUEDTIROL		ITA						3:10'43.1		
			FONTANA Klaus			1:18'40.9	(4)	1:18'40.9	(4)		5'02.9	
			INNERHOFER Willi			49'46.6	(6)	2:08'27.5	(4)		3'59.1	
			INNERHOFER Paul			1:02'15.6	(5)	3:10'43.1	(4)		7'07.7	
5	206	TOURISMUSVEREIN NATURNS		ITA						3:17'05.3		
			GRASEGGER Johann			1:19'46.9	(6)	1:19'46.9	(6)		6'08.9	
			ANGERER Guenther			50'10.3	(8)	2:09'57.2	(7)		5'28.8	
			PLATZGUMMER Walter			1:07'08.1	(7)	3:17'05.3	(5)		13'29.9	
6	224	BOG DA NIA/HARTMANN		ITA						3:18'49.3		
			ZULIAN Ivo			1:19'38.9	(5)	1:19'38.9	(5)		6'00.9	
			LARGER Paolo			49'45.6	(5)	2:09'24.5	(5)		4'56.1	
			PANIZZA Loris			1:09'24.8	(16)	3:18'49.3	(6)		15'13.9	
7	208	NUTREND NIKE ACG		CZE						3:20'04.6		
			NOVOTNY Robert			1:21'36.7	(7)	1:21'36.7	(7)		7'58.7	
			HORAK Ondra			48'09.8	(3)	2:09'46.5	(6)		5'18.1	
			GROH Radoslav			1:10'18.1	(18)	3:20'04.6	(7)		16'29.2	
8	209	HOTEL LINDENHOF NATURNS		ITA						3:22'09.9		
			KOCH Juergen			1:22'31.9	(8)	1:22'31.9	(8)		8'53.9	
			BURGER Michael			50'39.8	(9)	2:13'11.7	(8)		8'43.3	
			PLATZGUMMER Norbert			1:08'58.2	(12)	3:22'09.9	(8)		18'34.5	
9	207	SPORTLER ALPIN TEAM		ITA						3:23'51.9		
			PIAZZA Georg			1:25'39.2	(10)	1:25'39.2	(10)		12'01.2	
			BRUNNER Rudi			50'05.3	(7)	2:15'44.5	(9)		11'16.1	
			BATTISTI Lorenzo			1:08'07.4	(10)	3:23'51.9	(9)		20'16.5	
10	223	RACE TEAM SARNTAL		ITA						3:25'18.3		
			PERKMANN Walter			1:27'45.6	(13)	1:27'45.6	(13)		14'07.6	
			LANER Eduard			49'34.2	(4)	2:17'19.8	(10)		12'51.4	
			THALER Winfried			1:07'58.5	(8)	3:25'18.3	(10)		21'42.9	




POS	NUM PETT	SQUADRA CODICE	COGNOME e NOME	COM	COD. AN	TEMPO FRAZ.	POS FRAZ.	TOTALE STAFF.	POS STAFF.	TEMPO FINALE	DISTACCO	PNT TAB
11	202	KOLLAND	TOPSPORT ASICS KOCH Georg KONRAD Manfred GIACOMELLI Guido	A-I		1:32'46.3 52'46.5 1:00'44.1	(20) (12) (4)	1:32'46.3 2:25'32.8 3:26'16.9	(20) (15) (11)	3:26'16.9	19'08.3 21'04.4 22'41.5	
12	225	RSV VINSCHGAU	MARTIN Josef HUBER Heinrich PLATZGUMMER Alois	ITA		1:26'05.6 54'06.7 1:08'04.7	(11) (14) (9)	1:26'05.6 2:20'12.3 3:28'17.0	(11) (11) (12)	3:28'17.0	12'27.6 15'43.9 24'41.6	
13	222	ARBO PILLERSEE BIKER	BERGMANN Bernd GRALL Michael WOERTER Georg	AUT		1:23'31.1 58'05.5 1:09'16.1	(9) (22) (14)	1:23'31.1 2:21'36.6 3:30'52.7	(9) (12) (13)	3:30'52.7	9'53.1 17'08.2 27'17.3	
14	242	SKI BIKE RUNNER VINSCHGAU	JUNG Daniel KUPPELWIESER Florian BONAVIGO Christian	ITA		1:26'15.8 57'06.3 1:16'44.7	(12) (18) (22)	1:26'15.8 2:23'22.1 3:40'06.8	(12) (13) (14)	3:40'06.8	12'37.8 18'53.7 36'31.4	
15	233	DIE ZUCKERPUPPEN	HOLZER Thomas HUBER Philipp EBNER Paul	ITA		1:29'49.5 55'26.2 1:17'25.2	(15) (16) (23)	1:29'49.5 2:25'15.7 3:42'40.9	(15) (14) (15)	3:42'40.9	16'11.5 20'47.3 39'05.5	
16	226	SPORTCLUB SARNTOL	STUEFER Erwin THALER Noe GROSS Ulrich	ITA		1:38'01.6 57'13.0 1:08'40.0	(28) (19) (11)	1:38'01.6 2:35'14.6 3:43'54.6	(28) (25) (16)	3:43'54.6	24'23.6 30'46.2 40'19.2	
17	259	TELMEKOM TEAM SUEDTIROL	LANGEBNER Christian REITERER Valentin KIENZL Peter	ITA		1:34'26.9 1:00'29.8 1:09'50.3	(24) (30) (17)	1:34'26.9 2:34'56.7 3:44'47.0	(24) (24) (17)	3:44'47.0	20'48.9 30'28.3 41'11.6	
18	263	TEAM RSV	WIELANDER Karl RATSCHILLER Kurt NEUMAIR Walter	ITA		1:34'38.5 1:00'02.2 1:10'32.0	(25) (26) (19)	1:34'38.5 2:34'40.7 3:45'12.7	(25) (23) (18)	3:45'12.7	21'00.5 30'12.3 41'37.3	
19	210	SUEDTIROLER TRIO	BERNHARD Klaus LANGES Michael OBERBACHER Gregor	ITA		1:33'56.9 1:04'50.3 1:07'06.2	(22) (40) (6)	1:33'56.9 2:38'47.2 3:45'53.4	(22) (30) (19)	3:45'53.4	20'18.9 34'18.8 42'18.0	
20	239	SIKKENS TIROL	SCHIESTL Christian SCHIESTL Christian GRUBER Peter	AUT		1:33'09.0 1:00'03.9 1:12'42.2	(21) (28) (21)	1:33'09.0 2:33'12.9 3:45'55.1	(21) (19) (20)	3:45'55.1	19'31.0 28'44.5 42'19.7	
21	272	TEAM RADSPORT GREINER	KRUEGER Ingo BALLERSTEDT Roland SCHMIEGER Wolfgang	GER		1:36'40.2 53'00.6 1:20'48.2	(26) (13) (33)	1:36'40.2 2:29'40.8 3:50'29.0	(26) (16) (21)	3:50'29.0	23'02.2 25'12.4 46'53.6	
22	257	SC MERAN VOLKSBANK	STROBL Karlheinz ALBER Franz Christian KARLEGGER Ubaldo	ITA		1:40'41.2 1:01'58.5 1:09'13.1	(30) (35) (13)	1:40'41.2 2:42'39.7 3:51'52.8	(30) (32) (22)	3:51'52.8	27'03.2 38'11.3 48'17.4	
23	234	EDELROT LANA	ARMELLINI Walter FOLIE Stefan ARMELLINI Florian	ITA		1:32'27.4 59'31.7 1:20'57.4	(19) (23) (34)	1:32'27.4 2:31'59.1 3:52'56.5	(19) (17) (23)	3:52'56.5	18'49.4 27'30.7 49'21.1	




POS	NUM PETT	SQUADRA CODICE	COGNOME e NOME	COM	COD. AN	TEMPO FRAZ.	POS FRAZ.	TOTALE STAFF.	POS STAFF.	TEMPO FINALE	DISTACCO	PNT TAB
24	227	TRIATHLON TRENTINO		ITA						3:54'09.8		
			LEONI Renato			1:40'41.9	(31)	1:40'41.9	(31)		27'03.9	
			GIRARDI Ettore			52'27.3	(11)	2:33'09.2	(18)		28'40.8	
			CAPPELLETTO Tommaso			1:21'00.6	(35)	3:54'09.8	(24)		50'34.4	
25	237	SPAR RACING TEAM		AUT						3:54'39.0		
			JEHART Wolfgang			1:34'02.4	(23)	1:34'02.4	(23)		20'24.4	
			PEER Klemens			1:00'31.7	(31)	2:34'34.1	(22)		30'05.7	
			UNGERANK Hermann			1:20'04.9	(29)	3:54'39.0	(25)		51'03.6	
26	273	ZKG VINTL		ITA						3:56'31.4		
			UNTERPERTINGER Wolfgang			1:43'23.5	(36)	1:43'23.5	(36)		29'45.5	
			WEISSTEINER Tobias			54'29.5	(15)	2:37'53.0	(27)		33'24.6	
			SEEBACHER Raimund			1:18'38.4	(25)	3:56'31.4	(26)		52'56.0	
27	230	ARSV VINSCHGAU		ITA						3:56'59.6		
			BLAAS Stephan			1:31'28.7	(18)	1:31'28.7	(18)		17'50.7	
			GUNSCH Walter			1:06'02.8	(45)	2:37'31.5	(26)		33'03.1	
			HOELLRIGL Franz			1:19'28.1	(26)	3:56'59.6	(27)		53'24.2	
28	247	DIE 3 THOENIS		ITA						3:57'18.0		
			THOENI Heinrich			1:41'10.1	(33)	1:41'10.1	(33)		27'32.1	
			THOENI Walter			57'54.7	(21)	2:39'04.8	(31)		34'36.4	
			THOENI Josef			1:18'13.2	(24)	3:57'18.0	(28)		53'42.6	
29	229	DIE GEO FOERSTER		ITA						3:58'12.5		
			TSCHENETT Thomas			1:30'09.6	(16)	1:30'09.6	(16)		16'31.6	
			GURSCHLER Werner			1:08'30.7	(48)	2:38'40.3	(29)		34'11.9	
			PENTORI Christian			1:19'32.2	(27)	3:58'12.5	(29)		54'37.1	
30	265	SC ALA		ITA						3:58'54.2		
			RIOLFATTI Riccardo			1:30'13.3	(17)	1:30'13.3	(17)		16'35.3	
			CUEL Fabrizio			1:03'23.6	(36)	2:33'36.9	(21)		29'08.5	
			BISOFFI Tiziano			1:25'17.3	(44)	3:58'54.2	(30)		55'18.8	
31	254	BIKEMAN TEAM SCHLANDERS		ITA						4:02'49.6		
			BERNHARD Andreas			1:48'38.8	(40)	1:48'38.8	(40)		35'00.8	
			FELDERER Christof			1:01'54.3	(34)	2:50'33.1	(39)		46'04.7	
			FELDERER Andreas			1:12'16.5	(20)	4:02'49.6	(31)		59'14.2	
32	232	RV EDELROT LANA		ITA						4:03'29.0		
			BARLINI Lukas			1:29'37.8	(14)	1:29'37.8	(14)		15'59.8	
			STAFFLER Josef			1:03'51.8	(38)	2:33'29.6	(20)		29'01.2	
			TRATTER Walter			1:29'59.4	(48)	4:03'29.0	(32)		59'53.6	
33	221	GWERDER SPORT MUOTATHAL		SUI						4:04'46.3		
			CAMENZIND Robert			1:47'21.4	(39)	1:47'21.4	(39)		33'43.4	
			ZURFLUH Markus			57'22.5	(20)	2:44'43.9	(33)		40'15.5	
			NIDEROEST Beat			1:20'02.4	(28)	4:04'46.3	(33)		1:01'10.9	
34	246	DEUTSCHER ALPENVEREIN		GER						4:06'35.7		
			SCHILCHER Heinz			1:42'40.9	(34)	1:42'40.9	(34)		29'02.9	
			GUENZEL Andre			1:03'30.8	(37)	2:46'11.7	(36)		41'43.3	
			JUNG Markus			1:20'24.0	(30)	4:06'35.7	(34)		1:03'00.3	
35	270	ASV JENESIEN		ITA						4:08'26.7		
			KASERER Stefan			1:40'54.6	(32)	1:40'54.6	(32)		27'16.6	
			VITALE Franco			1:04'09.8	(39)	2:45'04.4	(34)		40'36.0	
			TSCHAFFERT Diego			1:23'22.3	(38)	4:08'26.7	(35)		1:04'51.3	
36	238	CICLISTA BOIARDO		ITA						4:10'08.8		
			BERTOLANI Davide			1:51'42.6	(43)	1:51'42.6	(43)		38'04.6	
			ARMANI Stefano			1:09'06.9	(50)	3:00'49.5	(45)		56'21.1	
			PLONER Ivano			1:09'19.3	(15)	4:10'08.8	(36)		1:06'33.4	



POS	NUM PETT	SQUADRA CODICE	COGNOME e NOME	COM	COD. AN	TEMPO FRAZ.	POS FRAZ.	TOTALE STAFF.	POS STAFF.	TEMPO FINALE	DISTACCO	PNT TAB
37	220	ATLETICA VALLI	SOLE E NON DE CONCINI Alessio MELCHIORI Diego FONDRIEST Roberto	ITA		1:50'53.3 56'47.4 1:29'08.1	(42) (17) (47)	1:50'53.3 2:47'40.7 4:16'48.8	(42) (38) (37)	4:16'48.8	37'15.3 43'12.3 1:13'13.4	
38	250	TEAM NATURPARK LECHTAL	HAIDER Martin HAIDER Dietmar FRIEDL Markus	AUT		1:45'00.3 1:11'15.1 1:20'46.1	(38) (57) (31)	1:45'00.3 2:56'15.4 4:17'01.5	(38) (43) (38)	4:17'01.5	31'22.3 51'47.0 1:13'26.1	
39	271	TEAM RADSPORT GREINER	GRATH Lukas SCHLACHTER Jonas SCHMIEGER Johannes	GER		1:43'21.4 1:09'35.1 1:24'45.1	(35) (51) (42)	1:43'21.4 2:52'56.5 4:17'41.6	(35) (40) (39)	4:17'41.6	29'43.4 48'28.1 1:14'06.2	
40	240	240	ZEMMER Andreas STUEFER Manfred PROSSLINER Heinz	ITA		1:36'58.0 1:01'26.5 1:39'50.8	(27) (32) (58)	1:36'58.0 2:38'24.5 4:18'15.3	(27) (28) (40)	4:18'15.3	23'20.0 33'56.1 1:14'39.9	
41	258	RESTAURANT ZUR LINDE KALTERN	DISSERTORI Armin FACCHINI Janis FACCHINI David	ITA		1:43'50.0 1:01'30.1 1:33'37.5	(37) (33) (51)	1:43'50.0 2:45'20.1 4:18'57.6	(37) (35) (41)	4:18'57.6	30'12.0 40'51.7 1:15'22.2	
42	251	ORSI DEL LAGORAI	BRIDI Mauro BATTISTI Domenico FRANCESCHI Giuseppe	ITA		1:48'58.7 1:05'16.3 1:28'26.1	(41) (42) (46)	1:48'58.7 2:54'15.0 4:22'41.1	(41) (42) (42)	4:22'41.1	35'20.7 49'46.6 1:19'05.7	
43	269	ASV STERZING	LANTSCHNER Gerhard PSENNER Alfred RESCH Leo	ITA		2:02'43.9 1:00'02.5 1:22'46.0	(53) (27) (37)	2:02'43.9 3:02'46.4 4:25'32.4	(53) (47) (43)	4:25'32.4	49'05.9 58'18.0 1:21'57.0	
44	266	TRIATHLON KALTERN	DAPOZ Franz SCHUEN Davide MIRIBURG Franz	ITA		1:56'56.8 1:05'44.4 1:23'30.7	(48) (44) (39)	1:56'56.8 3:02'41.2 4:26'11.9	(48) (46) (44)	4:26'11.9	43'18.8 58'12.8 1:22'36.5	
45	253	L'ARCOBALENO SCI CLUB	VERSINI Roberto CIPRIANI Giampaolo SARTORI Alberto	ITA		1:38'51.0 1:08'20.4 1:39'11.1	(29) (47) (57)	1:38'51.0 2:47'11.4 4:26'22.5	(29) (37) (45)	4:26'22.5	25'13.0 42'43.0 1:22'47.1	
46	260	INERZIA CASTELTROSINO	MARINI Davide MONTI Giulio STELLA Valerio	ITA		1:53'50.3 59'50.6 1:36'07.0	(44) (25) (52)	1:53'50.3 2:53'40.9 4:29'47.9	(44) (41) (46)	4:29'47.9	40'12.3 49'12.5 1:26'12.5	
47	261	BIKEPLUS KLAUSEN	RUNGGER Raimund RAIFER Walter KERSCHBAUMER Sepp	ITA		1:55'56.8 1:15'48.7 1:21'16.5	(46) (59) (36)	1:55'56.8 3:11'45.5 4:33'02.0	(46) (53) (47)	4:33'02.0	42'18.8 1:07'17.1 1:29'26.6	
48	244	LECCOBIKE	MARINELLO Andrea COLOMBO Stefano COLOMBO Stefano	ITA		1:56'07.5 1:00'13.3 1:37'00.2	(47) (29) (53)	1:56'07.5 2:56'20.8 4:33'21.0	(47) (44) (48)	4:33'21.0	42'29.5 51'52.4 1:29'45.6	
49	262	OETZI RADTEAM	GRUENER Harald KAPFERER Gebhard EITERER Helmut	AUT		2:01'11.8 1:10'01.5 1:23'31.7	(52) (52) (40)	2:01'11.8 3:11'13.3 4:34'45.0	(52) (52) (49)	4:34'45.0	47'33.8 1:06'44.9 1:31'09.6	




POS	NUM PETT	SQUADRA CODICE	COGNOME e NOME	COM	COD. AN	TEMPO FRAZ.	POS FRAZ.	TOTALE STAFF.	POS STAFF.	TEMPO FINALE	DISTACCO	PNT TAB
50	255	TROCKENE	KEHLEN2 BIASI Stefan PLANT Michael NOGLER Juergen	ITA		1:59'38.2 1:11'06.1 1:25'13.6	(51) (56) (43)	1:59'38.2 3:10'44.3 4:35'57.9	(51) (51) (50)	4:35'57.9	46'00.2 1:06'15.9 1:32'22.5	
51	228	DIE LUMPELEN	GAMPER Thomas FRANK Egon UNTERTHURNER Stephan	ITA		1:55'51.8 1:10'51.8 1:31'24.9	(45) (53) (50)	1:55'51.8 3:06'43.6 4:38'08.5	(45) (49) (51)	4:38'08.5	42'13.8 1:02'15.2 1:34'33.1	
52	264	FRIESIAN TEAM	GALLI Mirko CEDROLA Francesco DI DATO Antonio	ITA		1:58'13.0 1:04'56.7 1:37'33.3	(50) (41) (54)	1:58'13.0 3:03'09.7 4:40'43.0	(50) (48) (52)	4:40'43.0	44'35.0 58'41.3 1:37'07.6	
53	248	NES TEAM	MOLINARO Nicola RUBALTELLI Enrico AGNOLI Sergio	ITA		2:09'32.1 1:10'56.6 1:20'47.3	(55) (55) (32)	2:09'32.1 3:20'28.7 4:41'16.0	(55) (56) (53)	4:41'16.0	55'54.1 1:16'00.3 1:37'40.6	
54	252	GIPFELSTUERMER	GURSCHLER Ignaz SCHOEPEF Rudolf TELSER Gilbert	ITA		2:17'08.5 59'49.8 1:30'08.4	(59) (24) (49)	2:17'08.5 3:16'58.3 4:47'06.7	(59) (54) (54)	4:47'06.7	1:03'30.5 1:12'29.9 1:43'31.3	
55	267	WSV SCHLADMING	HOFBAUER Florian STEINER Meinhard PITZER Thomas	AUT		2:18'50.5 1:08'47.6 1:27'12.6	(61) (49) (45)	2:18'50.5 3:27'38.1 4:54'50.7	(61) (59) (55)	4:54'50.7	1:05'12.5 1:23'09.7 1:51'15.3	
56	245	TEAM BOELKSTOFF	GRUBER Alex UNTERKOFLEER Guenther PLATTNER Robert	ITA		2:03'19.3 1:16'37.9 1:37'56.2	(54) (60) (55)	2:03'19.3 3:19'57.2 4:57'53.4	(54) (55) (56)	4:57'53.4	49'41.3 1:15'28.8 1:54'18.0	
57	236	CRAZY WHEELIE	ZISCHG Elmar MAHLKNECHT Roland WALDNER Lorenz	ITA		2:16'56.1 1:05'30.4 1:39'08.6	(58) (43) (56)	2:16'56.1 3:22'26.5 5:01'35.1	(58) (58) (57)	5:01'35.1	1:03'18.1 1:17'58.1 1:57'59.7	
58	235	LG SCHLERN	MANTOVANI Alberto EGGER Arnold PLANGGER Peter	ITA		2:14'06.8 1:07'24.3 1:44'41.3	(56) (46) (59)	2:14'06.8 3:21'31.1 5:06'12.4	(56) (57) (58)	5:06'12.4	1:00'28.8 1:17'02.7 2:02'37.0	
59	241	OGM RACING TEAM	GANTHALER Thomas KANEIDER Daniel PLANGGER Oswald	ITA		2:23'32.9 1:21'24.8 1:24'27.6	(62) (61) (41)	2:23'32.9 3:44'57.7 5:09'25.3	(62) (61) (59)	5:09'25.3	1:09'54.9 1:40'29.3 2:05'49.9	
60	249	TROCKENE KEHLEN1	RIEDER Alexander SPORNBERGER Norbert THEINER Alexander	ITA		1:57'30.9 1:10'52.7 2:02'37.7	(49) (54) (61)	1:57'30.9 3:08'23.6 5:11'01.3	(49) (50) (60)	5:11'01.3	43'52.9 1:03'55.2 2:07'25.9	
61	231	FRICKTAL EXPRESS SCHWEIZ	HORST Adrian KAEMPF Eliane WIDMER Brigitta	SUI		2:18'08.3 1:27'49.9 1:45'06.5	(60) (62) (60)	2:18'08.3 3:45'58.2 5:31'04.7	(60) (62) (61)	5:31'04.7	1:04'30.3 1:41'29.8 2:27'29.3	
62	243	243	GEILKE Thomas WIEDNER Gerd SCHOTT Danny	GER		2:15'54.5 1:12'59.3 2:14'09.9	(57) (58) (62)	2:15'54.5 3:28'53.8 5:43'03.7	(57) (60) (62)	5:43'03.7	1:02'16.5 1:24'25.4 2:39'28.3	




POS	NUM PETT	SQUADRA CODICE	COGNOME e NOME	COM	COD. AN	TEMPO FRAZ.	POS FRAZ.	TOTALE STAFF.	POS STAFF.	TEMPO FINALE	DISTACCO	PNT TAB
			ISCRITTI		64							
			NON PARTITI ...		1							
268	KFZ	MOSER	ALPIN TEAM BACHLER Christian WALLNER Florian BACHLER Thomas	AUT								
			NON ARRIVATI ..		1							
256	DSG	LESACHTAL	MEYER Michael SAIWALD Erika KURZ Michael	AUT								
			SQUALIFICATI ..		0							

MASCHILE / MAENNlich UNDER 40


1	2	KOGLER	Stefan	AUT		1:20'40.0 (4) 58'02.4 (2) 1:12'25.3 (1)		1:20'40.0 (4) 2:18'42.4 (3) 3:31'07.7 (1)		3:31'07.7	3'27.2 1'06.1 0.0	
2	17	HUG	Alexander	SUI		1:20'57.8 (5) 58'27.7 (3) 1:12'50.4 (2)		1:20'57.8 (5) 2:19'25.5 (4) 3:32'15.9 (2)		3:32'15.9	3'45.0 1'49.2 1'08.2	
3	1	VERBNJAK	Heinz	AUT		1:17'12.8 (1) 1:01'09.2 (8) 1:15'54.8 (3)		1:17'12.8 (1) 2:18'22.0 (2) 3:34'16.8 (3)		3:34'16.8	0.0 45.7 3'09.1	
4	16	WIELTSCHNIG	Silvio	AUT		1:20'36.2 (3) 57'00.1 (1) 1:18'13.9 (5)		1:20'36.2 (3) 2:17'36.3 (1) 3:35'50.2 (4)		3:35'50.2	3'23.4 0.0 4'42.5	
5	5	LAINER	Hans	AUT		1:21'59.0 (6) 1:01'49.1 (10) 1:18'49.6 (6)		1:21'59.0 (6) 2:23'48.1 (6) 3:42'37.7 (5)		3:42'37.7	4'46.2 6'11.8 11'30.0	
6	19	WIDAUER	Stefan	SUI		1:24'56.1 (11) 59'47.4 (5) 1:19'02.6 (7)		1:24'56.1 (11) 2:24'43.5 (7) 3:43'46.1 (6)		3:43'46.1	7'43.3 7'07.2 12'38.4	
7	7	OSELE	Roland	ITA		1:25'08.8 (12) 1:00'24.2 (6) 1:26'02.7 (14)		1:25'08.8 (12) 2:25'33.0 (10) 3:51'35.7 (7)		3:51'35.7	7'56.0 7'56.7 20'28.0	
8	44	GAMPER	Harald	ITA		1:27'37.3 (15) 1:00'51.8 (7) 1:24'15.2 (13)		1:27'37.3 (15) 2:28'29.1 (11) 3:52'44.3 (8)		3:52'44.3	10'24.5 10'52.8 21'36.6	
9	45	PFATTNER	Kurt	ITA		1:24'49.5 (10) 1:04'32.5 (19) 1:24'10.8 (12)		1:24'49.5 (10) 2:29'22.0 (13) 3:53'32.8 (9)		3:53'32.8	7'36.7 11'45.7 22'25.1	




POS	NUM PETT	SQUADRA CODICE	COGNOME e NOME	COM	COD. AN	TEMPO FRAZ.	POS FRAZ.	TOTALE STAFF.	POS STAFF.	TEMPO FINALE	DISTACCO	PNT TAB
10	87	DECLARA	Matthias	ITA		1:33'50.5 1:03'37.7 1:16'34.8	(25) (14) (4)	1:33'50.5 2:37'28.2 3:54'03.0	(25) (20) (10)	3:54'03.0	16'37.7 19'51.9 22'55.3	
11	15	TAUDERER	Bernd	AUT		1:22'39.9 1:02'51.4 1:28'56.0	(7) (13) (18)	1:22'39.9 2:25'31.3 3:54'27.3	(7) (9) (11)	3:54'27.3	5'27.1 7'55.0 23'19.6	
12	12	THALER	Benjamin	ITA		1:28'05.9 1:08'23.0 1:21'36.5	(16) (29) (9)	1:28'05.9 2:36'28.9 3:58'05.4	(16) (18) (12)	3:58'05.4	10'53.1 18'52.6 26'57.7	
13	8	WEISENHORN	Oswald	ITA		1:20'33.5 59'16.1 1:41'09.9	(2) (4) (38)	1:20'33.5 2:19'49.6 4:00'59.5	(2) (5) (13)	4:00'59.5	3'20.7 2'13.3 29'51.8	
	31	ANTONIOLI	Daniel	ITA		1:27'34.5 1:05'34.5 1:27'50.5	(14) (22) (17)	1:27'34.5 2:33'09.0 4:00'59.5	(14) (15) (13)	4:00'59.5	10'21.7 15'32.7 29'51.8	
15	20	THALER	Sigmund	ITA		1:34'25.6 1:05'06.2 1:23'24.8	(29) (21) (10)	1:34'25.6 2:39'31.8 4:02'56.6	(29) (21) (15)	4:02'56.6	17'12.8 21'55.5 31'48.9	
16	32	HAEMMERLE	Martin	AUT		1:24'15.8 1:05'04.9 1:35'45.0	(9) (20) (27)	1:24'15.8 2:29'20.7 4:05'05.7	(9) (12) (16)	4:05'05.7	7'03.0 11'44.4 33'58.0	
17	98	GOETSCH	Philip	ITA		1:33'55.4 1:08'43.5 1:24'08.4	(26) (30) (11)	1:33'55.4 2:42'38.9 4:06'47.3	(26) (27) (17)	4:06'47.3	16'42.6 25'02.6 35'39.6	
18	56	MOSER	Christian	ITA		1:38'26.5 1:02'03.1 1:27'25.8	(33) (11) (16)	1:38'26.5 2:40'29.6 4:07'55.4	(33) (24) (18)	4:07'55.4	21'13.7 22'53.3 36'47.7	
19	13	FRANK	Stefan	GER		1:28'42.0 1:04'17.5 1:37'23.1	(17) (17) (30)	1:28'42.0 2:32'59.5 4:10'22.6	(17) (14) (19)	4:10'22.6	11'29.2 15'23.2 39'14.9	
20	109	POLO	Claudio	ITA		1:39'29.8 1:03'47.0 1:29'34.4	(36) (15) (20)	1:39'29.8 2:43'16.8 4:12'51.2	(36) (28) (20)	4:12'51.2	22'17.0 25'40.5 41'43.5	
21	41	FENAROLO	Diego	ITA		1:32'48.0 1:11'00.2 1:29'28.0	(20) (39) (19)	1:32'48.0 2:43'48.2 4:13'16.2	(20) (29) (21)	4:13'16.2	15'35.2 26'11.9 42'08.5	
22	37	GSCHLISSER	Paul	ITA		1:32'26.8 1:02'28.4 1:38'36.8	(19) (12) (35)	1:32'26.8 2:34'55.2 4:13'32.0	(19) (16) (22)	4:13'32.0	15'14.0 17'18.9 42'24.3	




POS	NUM PETT	SQUADRA CODICE	COGNOME e NOME	COM	COD. AN	TEMPO FRAZ.	POS FRAZ.	TOTALE STAFF.	POS STAFF.	TEMPO FINALE	DISTACCO	PNT TAB
23	88	MITTERHOFER	Stefan	ITA		1:32'55.1 1:07'03.3 1:34'35.0	(23) (26) (25)	1:32'55.1 2:39'58.4 4:14'33.4	(23) (22) (23)	4:14'33.4	15'42.3 22'22.1 43'25.7	
24	93	GRITSCH	Andreas	AUT		1:23'25.4 1:01'38.1 1:50'23.2	(8) (9) (55)	1:23'25.4 2:25'03.5 4:15'26.7	(8) (8) (24)	4:15'26.7	6'12.6 7'27.2 44'19.0	
25	139	LERCHER	Karl	ITA		1:33'30.5 1:03'50.3 1:38'36.4	(24) (16) (34)	1:33'30.5 2:37'20.8 4:15'57.2	(24) (19) (25)	4:15'57.2	16'17.7 19'44.5 44'49.5	
26	46	HOLZER	Manfred	AUT		1:32'53.5 1:16'39.3 1:26'33.2	(22) (52) (15)	1:32'53.5 2:49'32.8 4:16'06.0	(22) (35) (26)	4:16'06.0	15'40.7 31'56.5 44'58.3	
27	89	ILLMER	Lorenz	ITA		1:32'51.1 1:07'36.6 1:36'11.2	(21) (27) (28)	1:32'51.1 2:40'27.7 4:16'38.9	(21) (23) (27)	4:16'38.9	15'38.3 22'51.4 45'31.2	
28	55	GAMPER	Stefan	ITA		1:31'56.7 1:09'11.8 1:35'30.9	(18) (32) (26)	1:31'56.7 2:41'08.5 4:16'39.4	(18) (25) (28)	4:16'39.4	14'43.9 23'32.2 45'31.7	
29	97	VISINTAINER	Valter	ITA		1:38'22.8 1:06'29.1 1:33'24.7	(32) (25) (23)	1:38'22.8 2:44'51.9 4:18'16.6	(32) (30) (29)	4:18'16.6	21'10.0 27'15.6 47'08.9	
30	42	PFATTNER	Franz	ITA		1:35'41.6 1:12'40.2 1:33'25.4	(30) (43) (24)	1:35'41.6 2:48'21.8 4:21'47.2	(30) (32) (30)	4:21'47.2	18'28.8 30'45.5 50'39.5	
	102	STEINER	Herbert	ITA		1:39'36.0 1:05'59.0 1:36'12.2	(38) (24) (29)	1:39'36.0 2:45'35.0 4:21'47.2	(38) (31) (30)	4:21'47.2	22'23.2 27'58.7 50'39.5	
32	149	GIUSIANO	Claudio	ITA		1:34'01.9 1:08'10.5 1:41'20.9	(27) (28) (39)	1:34'01.9 2:42'12.4 4:23'33.3	(27) (26) (32)	4:23'33.3	16'49.1 24'36.1 52'25.6	
33	136	STEINER	Helmut	ITA		1:39'34.5 1:13'56.1 1:32'11.5	(37) (47) (21)	1:39'34.5 2:53'30.6 4:25'42.1	(37) (38) (33)	4:25'42.1	22'21.7 35'54.3 54'34.4	
34	91	EGGER	Karl	ITA		1:47'06.0 1:20'37.2 1:19'34.1	(52) (66) (8)	1:47'06.0 3:07'43.2 4:27'17.3	(52) (57) (34)	4:27'17.3	29'53.2 50'06.9 56'09.6	
35	115	TOSOLINI	Ermanno	ITA		1:40'44.9 1:10'52.6 1:40'24.3	(40) (38) (37)	1:40'44.9 2:51'37.5 4:32'01.8	(40) (36) (35)	4:32'01.8	23'32.1 34'01.2 1:00'54.1	




POS	NUM PETT	SQUADRA CODICE	COGNOME e NOME	COM	COD. AN	TEMPO FRAZ.	POS FRAZ.	TOTALE STAFF.	POS STAFF.	TEMPO FINALE	DISTACCO	PNT TAB
36	103	LORENZ	Andreas	GER		1:42'41.8 1:05'49.3 1:45'03.0	(43) (23) (46)	1:42'41.8 2:48'31.1 4:33'34.1	(43) (33) (36)	4:33'34.1	25'29.0 30'54.8 1:02'26.4	
37	117	WELLENZOHN	Klaus	ITA		1:47'02.7 1:14'14.6 1:32'43.8	(51) (48) (22)	1:47'02.7 3:01'17.3 4:34'01.1	(51) (50) (37)	4:34'01.1	29'49.9 43'41.0 1:02'53.4	
38	47	DEALBERTO	Dario	ITA		1:46'41.1 1:09'25.6 1:38'04.8	(49) (33) (32)	1:46'41.1 2:56'06.7 4:34'11.5	(49) (42) (38)	4:34'11.5	29'28.3 38'30.4 1:03'03.8	
39	142	CLAUS	Stephan	AUT		1:42'45.1 1:13'46.5 1:37'40.0	(44) (45) (31)	1:42'45.1 2:56'31.6 4:34'11.6	(44) (43) (39)	4:34'11.6	25'32.3 38'55.3 1:03'03.9	
40	64	MARGESIN	Michael	ITA		1:42'39.7 1:13'16.8 1:38'30.1	(42) (44) (33)	1:42'39.7 2:55'56.5 4:34'26.6	(42) (41) (40)	4:34'26.6	25'26.9 38'20.2 1:03'18.9	
41	70	STOFFEL	Roman	GER		1:38'31.7 1:16'11.2 1:44'34.6	(34) (50) (44)	1:38'31.7 2:54'42.9 4:39'17.5	(34) (40) (41)	4:39'17.5	21'18.9 37'06.6 1:08'09.8	
42	153	DIPPACHER	Matthias	GER		1:49'52.1 1:04'17.6 1:45'14.3	(55) (18) (47)	1:49'52.1 2:54'09.7 4:39'24.0	(55) (39) (42)	4:39'24.0	32'39.3 36'33.4 1:08'16.3	
43	127	MARTINI	Giuseppe	ITA		1:46'39.5 1:10'34.0 1:43'39.4	(48) (37) (42)	1:46'39.5 2:57'13.5 4:40'52.9	(48) (44) (43)	4:40'52.9	29'26.7 39'37.2 1:09'45.2	
44	92	MUSAZZI	Simone	ITA		1:49'55.3 1:08'48.2 1:42'20.7	(56) (31) (41)	1:49'55.3 2:58'43.5 4:41'04.2	(56) (46) (44)	4:41'04.2	32'42.5 41'07.2 1:09'56.5	
45	62	EISENDLE	Roland	AUT		1:44'55.9 1:13'51.6 1:44'11.5	(46) (46) (43)	1:44'55.9 2:58'47.5 4:42'59.0	(46) (47) (45)	4:42'59.0	27'43.1 41'11.2 1:11'51.3	
46	14	GRASSERO	Paolo	ITA		1:51'06.8 1:11'47.0 1:41'32.2	(60) (41) (40)	1:51'06.8 3:02'53.8 4:44'26.0	(60) (51) (46)	4:44'26.0	33'54.0 45'17.5 1:13'18.3	
47	125	FOLCHINI	Mauro	ITA		1:50'18.6 1:14'51.0 1:39'21.5	(57) (49) (36)	1:50'18.6 3:05'09.6 4:44'31.1	(57) (54) (47)	4:44'31.1	33'05.8 47'33.3 1:13'23.4	
48	154	OSTERTAG	Dirk	GER		1:38'55.9 1:09'48.4 1:55'57.6	(35) (34) (64)	1:38'55.9 2:48'44.3 4:44'41.9	(35) (34) (48)	4:44'41.9	21'43.1 31'08.0 1:13'34.2	



POS	NUM PETT	SQUADRA CODICE	COGNOME e NOME	COM	COD. AN	TEMPO FRAZ.	POS FRAZ.	TOTALE STAFF.	POS STAFF.	TEMPO FINALE	DISTACCO	PNT TAB
49	100	WILLMANN	Uwe	AUT		1:34'07.3 1:17'43.7 1:53'02.4	(28) (56) (59)	1:34'07.3 2:51'51.0 4:44'53.4	(28) (37) (49)	4:44'53.4	16'54.5 34'14.7 1:13'45.7	
50	72	HOUSKA	David	ITA		1:51'05.3 1:09'59.2 1:44'49.5	(59) (35) (45)	1:51'05.3 3:01'04.5 4:45'54.0	(59) (49) (50)	4:45'54.0	33'52.5 43'28.2 1:14'46.3	
51	147	HILLE	Juergen	AUT		1:42'13.1 1:18'13.6 1:48'04.1	(41) (57) (48)	1:42'13.1 3:00'26.7 4:48'30.8	(41) (48) (51)	4:48'30.8	25'00.3 42'50.4 1:17'23.1	
52	148	VILLSCHEIDER	Paul	ITA		1:39'38.4 1:18'50.2 1:52'37.9	(39) (58) (58)	1:39'38.4 2:58'28.6 4:51'06.5	(39) (45) (52)	4:51'06.5	22'25.6 40'52.3 1:19'58.8	
53	141	MERLER	Tiziano	ITA		1:46'59.0 1:17'40.1 1:48'32.1	(50) (55) (49)	1:46'59.0 3:04'39.1 4:53'11.2	(50) (53) (53)	4:53'11.2	29'46.2 47'02.8 1:22'03.5	
54	150	KRUSELBURGER	Alexander	ITA		1:54'12.7 1:11'08.6 1:49'22.6	(64) (40) (51)	1:54'12.7 3:05'21.3 4:54'43.9	(64) (55) (54)	4:54'43.9	36'59.9 47'45.0 1:23'36.2	
55	124	GRUBER	Florian	ITA		1:48'11.9 1:21'16.6 1:50'18.8	(53) (67) (54)	1:48'11.9 3:09'28.5 4:59'47.3	(53) (61) (55)	4:59'47.3	30'59.1 51'52.2 1:28'39.6	
56	34	BETTEGA	Federico	ITA		1:52'40.4 1:16'29.6 1:51'20.3	(63) (51) (56)	1:52'40.4 3:09'10.0 5:00'30.3	(63) (60) (56)	5:00'30.3	35'27.6 51'33.7 1:29'22.6	
57	86	EGGER	Norbert	ITA		1:50'37.6 1:19'26.1 1:54'08.4	(58) (61) (60)	1:50'37.6 3:10'03.7 5:04'12.1	(58) (62) (57)	5:04'12.1	33'24.8 52'27.4 1:33'04.4	
58	65	BURGER	Helmuth	ITA		1:55'28.2 1:17'15.7 1:52'07.7	(67) (53) (57)	1:55'28.2 3:12'43.9 5:04'51.6	(67) (64) (58)	5:04'51.6	38'15.4 55'07.6 1:33'43.9	
59	60	PLATTER	Hannes	ITA		1:55'26.3 1:17'19.1 1:54'25.0	(66) (54) (61)	1:55'26.3 3:12'45.4 5:07'10.4	(66) (65) (59)	5:07'10.4	38'13.5 55'09.1 1:36'02.7	
60	145	MASTROTTO	Michele	ITA		1:46'11.6 1:19'46.2 2:02'45.9	(47) (62) (66)	1:46'11.6 3:05'57.8 5:08'43.7	(47) (56) (60)	5:08'43.7	28'58.8 48'21.5 1:37'36.0	
61	38	GRASSERO	Maurizio	ITA		1:51'36.7 1:25'47.7 1:55'46.1	(62) (72) (63)	1:51'36.7 3:17'24.4 5:13'10.5	(62) (67) (61)	5:13'10.5	34'23.9 59'48.1 1:42'02.8	



POS	NUM PETT	SQUADRA CODICE	COGNOME e NOME	COM	COD. AN	TEMPO FRAZ.	POS FRAZ.	TOTALE STAFF.	POS STAFF.	TEMPO FINALE	DISTACCO	PNT TAB
62	101	ROSSI	Michele	ITA		2:05'01.7 1:19'23.8 1:49'55.3	(72) (60) (52)	2:05'01.7 3:24'25.5 5:14'20.8	(72) (69) (62)	5:14'20.8	47'48.9 1:06'49.2 1:43'13.1	
63	99	BETTINI	Davide	ITA		2:05'03.3 1:19'22.9 1:49'55.4	(73) (59) (53)	2:05'03.3 3:24'26.2 5:14'21.6	(73) (70) (63)	5:14'21.6	47'50.5 1:06'49.9 1:43'13.9	
64	74	PFATTNER	Bernhard	ITA		2:05'50.7 1:20'03.3 1:49'20.3	(76) (64) (50)	2:05'50.7 3:25'54.0 5:15'14.3	(76) (72) (64)	5:15'14.3	48'37.9 1:08'17.7 1:44'06.6	
65	39	GOTTARDI	Andrea	ITA		1:51'09.0 1:11'59.9 2:13'01.1	(61) (42) (72)	1:51'09.0 3:03'08.9 5:16'10.0	(61) (52) (65)	5:16'10.0	33'56.2 45'32.6 1:45'02.3	
66	33	BENAMATI	Michele	ITA		1:44'54.0 1:22'56.9 2:10'38.3	(45) (68) (71)	1:44'54.0 3:07'50.9 5:18'29.2	(45) (58) (66)	5:18'29.2	27'41.2 50'14.6 1:47'21.5	
67	134	TAVOLETTI	Serafino	ITA		1:48'23.7 1:24'03.7 2:07'15.6	(54) (69) (70)	1:48'23.7 3:12'27.4 5:19'43.0	(54) (63) (67)	5:19'43.0	31'10.9 54'51.1 1:48'35.3	
68	111	DEGASPERI	Paolo	ITA		1:59'12.3 1:19'52.4 2:04'26.3	(70) (63) (67)	1:59'12.3 3:19'04.7 5:23'31.0	(70) (68) (68)	5:23'31.0	41'59.5 1:01'28.4 1:52'23.3	
69	48	HOLZNER	Michael	ITA		2:03'44.7 1:27'07.5 1:55'06.3	(71) (73) (62)	2:03'44.7 3:30'52.2 5:25'58.5	(71) (75) (69)	5:25'58.5	46'31.9 1:13'15.9 1:54'50.8	
70	151	VESAN	Alberto	ITA		2:05'05.3 1:25'11.7 1:59'31.9	(74) (70) (65)	2:05'05.3 3:30'17.0 5:29'48.9	(74) (74) (70)	5:29'48.9	47'52.5 1:12'40.7 1:58'41.2	
71	54	HOLZNER	Roland	ITA		2:05'36.3 1:25'21.8 2:05'23.8	(75) (71) (68)	2:05'36.3 3:30'58.1 5:36'21.9	(75) (76) (71)	5:36'21.9	48'23.5 1:13'21.8 2:05'14.2	
72	119	HEIDENBERGER	Alexander	ITA		1:55'58.2 1:20'21.7 2:22'40.1	(68) (65) (78)	1:55'58.2 3:16'19.9 5:39'00.0	(68) (66) (72)	5:39'00.0	38'45.4 58'43.6 2:07'52.3	
73	121	KOFLER	Klaus	ITA		1:58'54.1 1:29'08.6 2:14'30.3	(69) (74) (73)	1:58'54.1 3:28'02.7 5:42'33.0	(69) (73) (73)	5:42'33.0	41'41.3 1:10'26.4 2:11'25.3	
74	53	FRISCHMANN	Dietmar	AUT		1:55'25.1 1:30'24.0 2:17'39.6	(65) (78) (75)	1:55'25.1 3:25'49.1 5:43'28.7	(65) (71) (74)	5:43'28.7	38'12.3 1:08'12.8 2:12'21.0	



POS	NUM PETT	SQUADRA CODICE	COGNOME e NOME	COM	COD. AN	TEMPO FRAZ.	POS FRAZ.	TOTALE STAFF.	POS STAFF.	TEMPO FINALE	DISTACCO	PNT TAB
75	80	POJER	Umberto	ITA		2:14'21.3 1:29'31.4 2:06'03.2	(83) (76) (69)	2:14'21.3 3:43'52.7 5:49'55.9	(83) (79) (75)	5:49'55.9	57'08.5 1:26'16.4 2:18'48.2	
76	84	PIRAS	Giovanni	ITA		2:10'48.9 1:29'25.8 2:17'15.2	(80) (75) (74)	2:10'48.9 3:40'14.7 5:57'29.9	(80) (78) (76)	5:57'29.9	53'36.1 1:22'38.4 2:26'22.2	
77	71	GOLDGRUBER	Florian	GER		2:09'00.3 1:30'45.2 2:21'06.5	(78) (79) (77)	2:09'00.3 3:39'45.5 6:00'52.0	(78) (77) (77)	6:00'52.0	51'47.5 1:22'09.2 2:29'44.3	
78	123	LAUDIERI	Ivo	ITA		2:11'30.3 1:33'42.7 2:18'04.4	(81) (80) (76)	2:11'30.3 3:45'13.0 6:03'17.4	(81) (80) (78)	6:03'17.4	54'17.5 1:27'36.7 2:32'09.7	
79	131	CHINCARINI	Cristiano	ITA		2:09'45.7 1:36'33.0 2:23'53.3	(79) (81) (79)	2:09'45.7 3:46'18.7 6:10'12.0	(79) (81) (79)	6:10'12.0	52'32.9 1:28'42.4 2:39'04.3	
80	59	PEREZ	Marco	ITA		2:17'52.0 1:36'48.6 2:26'17.2	(84) (82) (80)	2:17'52.0 3:54'40.6 6:20'57.8	(84) (82) (80)	6:20'57.8	1:00'39.2 1:37'04.3 2:49'50.1	
81	128	VILL	Kajetan	ITA		2:13'24.2 1:44'33.2 2:31'47.8	(82) (83) (81)	2:13'24.2 3:57'57.4 6:29'45.2	(82) (83) (81)	6:29'45.2	56'11.4 1:40'21.1 2:58'37.5	

ISCRITTI 90

NON PARTITI ... 5


67 PLATTER Jos ITA

77 GERSTGRASSER Wilmar ITA

95 DALSSASS Alessandro ITA

110 REITER Herbert GER


133 TARTAGLIA Giampiero ITA




POS	NUM PETT	SQUADRA CODICE	COGNOME e NOME	COM	COD. AN	TEMPO FRAZ.	POS FRAZ.	TOTALE STAFF.	POS STAFF.	TEMPO FINALE	DISTACCO	PNT TAB
NON ARRIVATI ..				4								
36		COTTOGNI	Kurt	AUT		1:25'54.4 1:10'19.9	(13) (36)	1:25'54.4 2:36'14.3	(13) (17)		8'41.6 18'38.0	
79		ZOEGGELER	Werner	ITA		2:07'57.1 1:58'22.1	(77) (84)	2:07'57.1 4:06'19.2	(77) (84)		50'44.3 1:48'42.9	
96		DEGASPERI	Manuel	ITA		1:38'17.4 1:30'17.2	(31) (77)	1:38'17.4 3:08'34.6	(31) (59)		21'04.6 50'58.3	
152		ZISCHG	Peter	ITA								
SQUALIFICATI ..				0								

MASCHILE / MAENNlich OVER 40


1	4	STEINER	Anton	ITA		1:22'33.4 54'25.4 1:15'34.3	(2) (1) (1)	1:22'33.4 2:16'58.8 3:32'33.1	(2) (1) (1)	3:32'33.1	2'53.2 0.0 0.0	
2	3	HOCHENWARTER	Siegfried	AUT		1:19'40.2 1:01'19.7 1:18'32.8	(1) (5) (2)	1:19'40.2 2:20'59.9 3:39'32.7	(1) (2) (2)	3:39'32.7	0.0 4'01.1 6'59.6	
3	6	HEISS	Karl	ITA		1:28'30.5 59'46.4 1:21'02.1	(5) (3) (3)	1:28'30.5 2:28'16.9 3:49'19.0	(5) (4) (3)	3:49'19.0	8'50.3 11'18.1 16'45.9	
4	10	OBENDORFER	Richard	AUT		1:26'32.6 1:00'08.1 1:25'05.7	(3) (4) (5)	1:26'32.6 2:26'40.7 3:51'46.4	(3) (3) (4)	3:51'46.4	6'52.4 9'41.9 19'13.3	
5	9	TESTOR	Norbert	ITA		1:32'24.5 59'20.3 1:22'47.0	(7) (2) (4)	1:32'24.5 2:31'44.8 3:54'31.8	(7) (5) (5)	3:54'31.8	12'44.3 14'46.0 21'58.7	
6	40	ERTL	Wolfgang	AUT		1:27'38.8 1:05'03.5 1:26'19.2	(4) (7) (7)	1:27'38.8 2:32'42.3 3:59'01.5	(4) (6) (6)	3:59'01.5	7'58.6 15'43.5 26'28.4	
7	11	CALMBACH	Uli	GER		1:36'05.6 1:02'11.3 1:25'50.0	(9) (6) (6)	1:36'05.6 2:38'16.9 4:04'06.9	(9) (7) (7)	4:04'06.9	16'25.4 21'18.1 31'33.8	
8	155	LANPACHER	Karl	ITA		1:32'49.4 1:06'11.3 1:30'10.6	(8) (8) (8)	1:32'49.4 2:39'00.7 4:09'11.3	(8) (8) (8)	4:09'11.3	13'09.2 22'01.9 36'38.2	




POS	NUM PETT	SQUADRA CODICE	COGNOME e NOME	COM	COD. AN	TEMPO FRAZ.	POS FRAZ.	TOTALE STAFF.	POS STAFF.	TEMPO FINALE	DISTACCO	PNT TAB
9	114	MARTINELLI	Andrea	ITA		1:32'22.5 1:08'12.5 1:30'35.8	(6) (11) (9)	1:32'22.5 2:40'35.0 4:11'10.8	(6) (9) (9)	4:11'10.8	12'42.3 23'36.2 38'37.7	
10	76	SCHLACHTER	Rolf	GER		1:40'43.1 1:07'28.5 1:38'02.1	(11) (10) (16)	1:40'43.1 2:48'11.6 4:26'13.7	(11) (11) (10)	4:26'13.7	21'02.9 31'12.8 53'40.6	
11	85	ANDREIS	Stefano	ITA		1:36'30.7 1:09'24.7 1:40'20.5	(10) (12) (19)	1:36'30.7 2:45'55.4 4:26'15.9	(10) (10) (11)	4:26'15.9	16'50.5 28'56.6 53'42.8	
12	35	ANNAHEIM	Daniel	SUI		1:41'57.2 1:12'19.0 1:33'21.0	(12) (15) (11)	1:41'57.2 2:54'16.2 4:27'37.2	(12) (13) (12)	4:27'37.2	22'17.0 37'17.4 55'04.1	
13	120	DE GASPERI	Alessandro	ITA		1:44'58.2 1:06'50.6 1:36'41.1	(13) (9) (14)	1:44'58.2 2:51'48.8 4:28'29.9	(13) (12) (13)	4:28'29.9	25'18.0 34'50.0 55'56.8	
14	107	LONGHINO	Walter	ITA		1:48'36.6 1:10'34.1 1:36'05.7	(19) (14) (12)	1:48'36.6 2:59'10.7 4:35'16.4	(19) (14) (14)	4:35'16.4	28'56.4 42'11.9 1:02'43.3	
15	81	MOSER	Adi	AUT		1:53'40.9 1:10'01.9 1:36'33.0	(31) (13) (13)	1:53'40.9 3:03'42.8 4:40'15.8	(31) (18) (15)	4:40'15.8	34'00.7 46'44.0 1:07'42.7	
16	118	EGARTER	Karl	ITA		1:48'51.0 1:13'15.9 1:39'01.1	(21) (18) (18)	1:48'51.0 3:02'06.9 4:41'08.0	(21) (16) (16)	4:41'08.0	29'10.8 45'08.1 1:08'34.9	
17	83	DALBOSCO	Flavio	ITA		1:50'45.3 1:13'20.9 1:38'11.5	(25) (19) (17)	1:50'45.3 3:04'06.2 4:42'17.7	(25) (19) (17)	4:42'17.7	31'05.1 47'07.4 1:09'44.6	
18	135	STANZL	Walter	ITA		1:53'01.5 1:14'36.3 1:36'48.2	(29) (20) (15)	1:53'01.5 3:07'37.8 4:44'26.0	(29) (26) (18)	4:44'26.0	33'21.3 50'39.0 1:11'52.9	
19	58	MOSER	Raimund	ITA		1:56'58.7 1:15'49.4 1:31'43.0	(33) (22) (10)	1:56'58.7 3:12'48.1 4:44'31.1	(33) (32) (19)	4:44'31.1	37'18.5 55'49.3 1:11'58.0	
20	94	WEITHALER	Egon	ITA		1:46'05.0 1:21'04.0 1:41'13.4	(15) (31) (20)	1:46'05.0 3:07'09.0 4:48'22.4	(15) (25) (20)	4:48'22.4	26'24.8 50'10.2 1:15'49.3	
21	146	ROSO ZANOTTI	Giuseppe	ITA		1:48'39.9 1:15'02.1 1:47'53.3	(20) (21) (24)	1:48'39.9 3:03'42.0 4:51'35.3	(20) (17) (21)	4:51'35.3	28'59.7 46'43.2 1:19'02.2	



POS	NUM PETT	SQUADRA CODICE	COGNOME e NOME	COM	COD. AN	TEMPO FRAZ.	POS FRAZ.	TOTALE STAFF.	POS STAFF.	TEMPO FINALE	DISTACCO	PNT TAB
22	116	HASLER	Anton	ITA		1:47'42.4 1:18'20.6 1:46'09.8	(18) (28) (23)	1:47'42.4 3:06'03.0 4:52'12.8	(18) (21) (22)	4:52'12.8	28'02.2 49'04.2 1:19'39.7	
23	49	ALBER	Martin	ITA		1:47'05.1 1:12'27.3 1:53'14.9	(17) (17) (31)	1:47'05.1 2:59'32.4 4:52'47.3	(17) (15) (23)	4:52'47.3	27'24.9 42'33.6 1:20'14.2	
24	106	MALFERTHEINER	Werner	ITA		1:51'00.2 1:20'48.0 1:43'49.1	(26) (30) (21)	1:51'00.2 3:11'48.2 4:55'37.3	(26) (30) (24)	4:55'37.3	31'20.0 54'49.4 1:23'04.2	
25	66	LARCH	Martin	ITA		1:49'02.5 1:17'46.8 1:49'09.6	(22) (26) (25)	1:49'02.5 3:06'49.3 4:55'58.9	(22) (22) (25)	4:55'58.9	29'22.3 49'50.5 1:23'25.8	
26	51	HUEBNER	Hansjoerg	GER		1:53'00.8 1:12'22.3 1:56'01.8	(28) (16) (33)	1:53'00.8 3:05'23.1 5:01'24.9	(28) (20) (26)	5:01'24.9	33'20.6 48'24.3 1:28'51.8	
27	112	GERVASONI	Claudio	ITA		1:53'43.1 1:18'07.3 1:51'03.8	(32) (27) (27)	1:53'43.1 3:11'50.4 5:02'54.2	(32) (31) (27)	5:02'54.2	34'02.9 54'51.6 1:30'21.1	
28	69	TIMPFLE	Sepp	ITA		1:45'14.4 1:24'15.3 1:55'31.9	(14) (32) (32)	1:45'14.4 3:09'29.7 5:05'01.6	(14) (28) (28)	5:05'01.6	25'34.2 52'30.9 1:32'28.5	
29	130	RIEPE	Egon	ITA		1:58'40.0 1:25'46.9 1:45'02.1	(36) (35) (22)	1:58'40.0 3:24'26.9 5:09'29.0	(36) (34) (29)	5:09'29.0	38'59.8 1:07'28.1 1:36'55.9	
30	43	DEAVI	Andrea	ITA		1:50'06.8 1:17'34.6 2:01'59.6	(24) (25) (34)	1:50'06.8 3:07'41.4 5:09'41.0	(24) (27) (30)	5:09'41.0	30'26.6 50'42.6 1:37'07.9	
31	90	CASNA	Alessandro	ITA		1:49'58.5 1:16'51.8 2:05'40.4	(23) (24) (36)	1:49'58.5 3:06'50.3 5:12'30.7	(23) (23) (31)	5:12'30.7	30'18.3 49'51.5 1:39'57.6	
32	140	GEISER	Richard	ITA		2:00'27.7 1:26'25.0 1:49'43.6	(38) (38) (26)	2:00'27.7 3:26'52.7 5:16'36.3	(38) (36) (32)	5:16'36.3	40'47.5 1:09'53.9 1:44'03.2	
33	129	BAROZZI	Massimo	ITA		1:53'31.5 1:16'44.1 2:06'45.1	(30) (23) (37)	1:53'31.5 3:10'15.6 5:17'00.7	(30) (29) (33)	5:17'00.7	33'51.3 53'16.8 1:44'27.6	
34	18	MACH	Roman	ITA		1:46'32.0 1:20'34.7 2:13'54.6	(16) (29) (42)	1:46'32.0 3:07'06.7 5:21'01.3	(16) (24) (34)	5:21'01.3	26'51.8 50'07.9 1:48'28.2	




POS	NUM PETT	SQUADRA CODICE	COGNOME e NOME	COM	COD. AN	TEMPO FRAZ.	POS FRAZ.	TOTALE STAFF.	POS STAFF.	TEMPO FINALE	DISTACCO	PNT TAB
35	143	ZAFFARONI	Marco Enrico	ITA		2:07'52.5 1:25'58.6 1:51'50.0	(46) (37) (29)	2:07'52.5 3:33'51.1 5:25'41.1	(46) (39) (35)	5:25'41.1	48'12.3 1:16'52.3 1:53'08.0	
36	68	RINERO	Massimo	ITA		2:02'46.4 1:31'58.8 1:51'12.6	(40) (44) (28)	2:02'46.4 3:34'45.2 5:25'57.8	(40) (41) (36)	5:25'57.8	43'06.2 1:17'46.4 1:53'24.7	
37	52	KOFLER	Mario	SUI		2:00'57.1 1:24'27.1 2:04'19.6	(39) (33) (35)	2:00'57.1 3:25'24.2 5:29'43.8	(39) (35) (37)	5:29'43.8	41'16.9 1:08'25.4 1:57'10.7	
38	57	GRUENER	Guenther	ITA		2:11'38.6 1:30'00.4 1:53'01.8	(50) (42) (30)	2:11'38.6 3:41'39.0 5:34'40.8	(50) (46) (38)	5:34'40.8	51'58.4 1:24'40.2 2:02'07.7	
39	104	TSCHOLL	Norbert	ITA		1:58'29.3 1:24'49.2 2:11'47.7	(35) (34) (39)	1:58'29.3 3:23'18.5 5:35'06.2	(35) (33) (39)	5:35'06.2	38'49.1 1:06'19.7 2:02'33.1	
40	73	HUBER	Alfred	GER		2:00'08.1 1:29'19.5 2:15'42.2	(37) (40) (44)	2:00'08.1 3:29'27.6 5:45'09.8	(37) (37) (40)	5:45'09.8	40'27.9 1:12'28.8 2:12'36.7	
41	105	MORANDELL	Ernst	ITA		2:05'40.7 1:29'38.1 2:13'21.7	(45) (41) (41)	2:05'40.7 3:35'18.8 5:48'40.5	(45) (42) (41)	5:48'40.5	46'00.5 1:18'20.0 2:16'07.4	
42	82	STOCKER	Markus	ITA		2:11'25.3 1:29'17.4 2:12'22.8	(48) (39) (40)	2:11'25.3 3:40'42.7 5:53'05.5	(48) (44) (42)	5:53'05.5	51'45.1 1:23'43.9 2:20'32.4	
43	137	POZZI	Franco	ITA		2:05'13.8 1:25'52.8 2:24'24.0	(43) (36) (45)	2:05'13.8 3:31'06.6 5:55'30.6	(43) (38) (43)	5:55'30.6	45'33.6 1:14'07.8 2:22'57.5	
44	108	BERTSCH	Thomas	AUT		2:04'59.7 1:36'22.5 2:14'18.1	(42) (46) (43)	2:04'59.7 3:41'22.2 5:55'40.3	(42) (45) (44)	5:55'40.3	45'19.5 1:24'23.4 2:23'07.2	
45	132	CAMPANARO	Flavio	ITA		2:11'28.4 1:38'37.5 2:10'42.2	(49) (48) (38)	2:11'28.4 3:50'05.9 6:00'48.1	(49) (47) (45)	6:00'48.1	51'48.2 1:33'07.1 2:28'15.0	
46	75	ODORIZZI	Sergio	ITA		1:57'45.8 1:36'37.7 2:28'19.5	(34) (47) (46)	1:57'45.8 3:34'23.5 6:02'43.0	(34) (40) (46)	6:02'43.0	38'05.6 1:17'24.7 2:30'09.9	
47	144	MARELLI	Ivano	ITA		2:08'01.5 1:30'00.4 2:33'15.9	(47) (42) (47)	2:08'01.5 3:38'01.9 6:11'17.8	(47) (43) (47)	6:11'17.8	48'21.3 1:21'03.1 2:38'44.7	




POS	NUM PETT	SQUADRA CODICE	COGNOME e NOME	COM	COD. AN	TEMPO FRAZ.	POS FRAZ.	TOTALE STAFF.	POS STAFF.	TEMPO FINALE	DISTACCO	PNT TAB
48	122	ZISCHG	Hubert	ITA		2:17'14.6 1:33'03.4 2:36'46.9	(51) (45) (48)	2:17'14.6 3:50'18.0 6:27'04.9	(51) (48) (48)	6:27'04.9	57'34.4 1:33'19.2 2:54'31.8	
		ISCRITTI	55								
		NON PARTITI	...	2								
50	HEININGER	Bernhard		GER								
113	TOHT	Werner		GER								
		NON ARRIVATI	..	5								
61	KRUG	Martin		AUT		1:52'31.3	(27)	1:52'31.3	(27)		32'51.1	
63	OBERHOFER	Guenther		ITA		2:05'22.4	(44)	2:05'22.4	(44)		45'42.2	
78	CARBONE	Luca		ITA								
126	PASUT	Roberto		ITA		2:04'44.0 2:09'08.5	(41) (49)	2:04'44.0 4:13'52.5	(41) (49)		45'03.8 1:56'53.7	
138	FOLGARAIT	Sandro		ITA								
		SQUALIFICATI	..	0								

STAFFETTA MASCHILE / STAFFEL MAENNLICH UNDER 120


1	201	KOLLAND TOPSPORT CHILLI LOUN I-A				1:13'38.0 50'50.4 59'07.0	(1) (9) (1)	1:13'38.0 2:04'28.4 3:03'35.4	(1) (1) (1)	3:03'35.4	0.0 0.0 0.0	
2	203	WF MECHANIK KLAUSEN	ITA			1:16'49.4 47'40.4 59'58.7	(2) (2) (2)	1:16'49.4 2:04'29.8 3:04'28.5	(2) (2) (2)	3:04'28.5	3'11.4 1.4 53.1	
3	205	TEAM EATANDWIN.EU	D-A			1:17'26.9 47'14.3 1:00'24.4	(3) (1) (3)	1:17'26.9 2:04'41.2 3:05'05.6	(3) (3) (3)	3:05'05.6	3'48.9 12.8 1'30.2	




POS	NUM PETT	SQUADRA CODICE	COGNOME e NOME	COM	COD. AN	TEMPO FRAZ.	POS FRAZ.	TOTALE STAFF.	POS STAFF.	TEMPO FINALE	DISTACCO	PNT TAB
4	204	TELMEKOM	TEAM SUEDTIROL FONTANA Klaus INNERHOFER Willi INNERHOFER Paul	ITA		1:18'40.9 49'46.6 1:02'15.6	(4) (6) (5)	1:18'40.9 2:08'27.5 3:10'43.1	(4) (4) (4)	3:10'43.1	5'02.9 3'59.1 7'07.7	
5	224	BOG DA NIA/HARTMANN	ZULIAN Ivo LARGER Paolo PANIZZA Loris	ITA		1:19'38.9 49'45.6 1:09'24.8	(5) (5) (12)	1:19'38.9 2:09'24.5 3:18'49.3	(5) (5) (5)	3:18'49.3	6'00.9 4'56.1 15'13.9	
6	208	NUTREND NIKE ACG	NOVOTNY Robert HORAK Ondra GROH Radoslav	CZE		1:21'36.7 48'09.8 1:10'18.1	(6) (3) (14)	1:21'36.7 2:09'46.5 3:20'04.6	(6) (6) (6)	3:20'04.6	7'58.7 5'18.1 16'29.2	
7	209	HOTEL LINDENHOF NATURNS	KOCH Juergen BURGER Michael PLATZGUMMER Norbert	ITA		1:22'31.9 50'39.8 1:08'58.2	(7) (8) (9)	1:22'31.9 2:13'11.7 3:22'09.9	(7) (7) (7)	3:22'09.9	8'53.9 8'43.3 18'34.5	
8	207	SPORTLER ALPIN TEAM	PIAZZA Georg BRUNNER Rudi BATTISTI Lorenzo	ITA		1:25'39.2 50'05.3 1:08'07.4	(9) (7) (7)	1:25'39.2 2:15'44.5 3:23'51.9	(9) (8) (8)	3:23'51.9	12'01.2 11'16.1 20'16.5	
9	223	RACE TEAM SARNTAL	PERKMANN Walter LANER Eduard THALER Winfried	ITA		1:27'45.6 49'34.2 1:07'58.5	(11) (4) (6)	1:27'45.6 2:17'19.8 3:25'18.3	(11) (9) (9)	3:25'18.3	14'07.6 12'51.4 21'42.9	
10	202	KOLLAND TOPSPORT ASICS	KOCH Georg KONRAD Manfred GIACOMELLI Guido	A-I		1:32'46.3 52'46.5 1:00'44.1	(16) (11) (4)	1:32'46.3 2:25'32.8 3:26'16.9	(16) (13) (10)	3:26'16.9	19'08.3 21'04.4 22'41.5	
11	222	ARBO PILLERSEE BIKER	BERGMANN Bernd GRALL Michael WOERTER Georg	AUT		1:23'31.1 58'05.5 1:09'16.1	(8) (17) (10)	1:23'31.1 2:21'36.6 3:30'52.7	(8) (10) (11)	3:30'52.7	9'53.1 17'08.2 27'17.3	
12	242	SKI BIKE RUNNER VINSCHGAU	JUNG Daniel KUPPELWIESER Florian BONAVIGO Christian	ITA		1:26'15.8 57'06.3 1:16'44.7	(10) (15) (17)	1:26'15.8 2:23'22.1 3:40'06.8	(10) (11) (12)	3:40'06.8	12'37.8 18'53.7 36'31.4	
13	233	DIE ZUCKERPUPPEN	HOLZER Thomas HUBER Philipp EBNER Paul	ITA		1:29'49.5 55'26.2 1:17'25.2	(13) (13) (18)	1:29'49.5 2:25'15.7 3:42'40.9	(13) (12) (13)	3:42'40.9	16'11.5 20'47.3 39'05.5	
14	226	SPORTCLUB SARNTOL	STUEFER Erwin THALER Noe GROSS Ulrich	ITA		1:38'01.6 57'13.0 1:08'40.0	(20) (16) (8)	1:38'01.6 2:35'14.6 3:43'54.6	(20) (19) (14)	3:43'54.6	24'23.6 30'46.2 40'19.2	
15	259	TELMEKOM TEAM SUEDTIROL	LANGEBNER Christian REITERER Valentin KIENZL Peter	ITA		1:34'26.9 1:00'29.8 1:09'50.3	(18) (21) (13)	1:34'26.9 2:34'56.7 3:44'47.0	(18) (18) (15)	3:44'47.0	20'48.9 30'28.3 41'11.6	
16	239	SIKKENS TIROL	SCHIESTL Christian SCHIESTL Christian GRUBER Peter	AUT		1:33'09.0 1:00'03.9 1:12'42.2	(17) (20) (16)	1:33'09.0 2:33'12.9 3:45'55.1	(17) (15) (16)	3:45'55.1	19'31.0 28'44.5 42'19.7	



POS	NUM PETT	SQUADRA CODICE	COGNOME e NOME	COM	COD. AN	TEMPO FRAZ.	POS FRAZ.	TOTALE STAFF.	POS STAFF.	TEMPO FINALE	DISTACCO	PNT TAB
17	227	TRIATHLON	TRENTINO	ITA						3:54'09.8		
			LEONI Renato			1:40'41.9	(22)	1:40'41.9	(22)		27'03.9	
			GIRARDI Ettore			52'27.3	(10)	2:33'09.2	(14)		28'40.8	
			CAPPELLETTO Tommaso			1:21'00.6	(23)	3:54'09.8	(17)		50'34.4	
18	273	ZKG	VINTL	ITA						3:56'31.4		
			UNTERPERTINGER Wolfgang			1:43'23.5	(26)	1:43'23.5	(26)		29'45.5	
			WEISSTEINER Tobias			54'29.5	(12)	2:37'53.0	(20)		33'24.6	
			SEEBACHER Raimund			1:18'38.4	(19)	3:56'31.4	(18)		52'56.0	
19	229	DIE GEO	FOERSTER	ITA						3:58'12.5		
			TSCHENETT Thomas			1:30'09.6	(14)	1:30'09.6	(14)		16'31.6	
			GURSCHLER Werner			1:08'30.7	(33)	2:38'40.3	(22)		34'11.9	
			PENTORI Christian			1:19'32.2	(20)	3:58'12.5	(19)		54'37.1	
20	265	SC	ALA	ITA						3:58'54.2		
			RIOLFATTI Riccardo			1:30'13.3	(15)	1:30'13.3	(15)		16'35.3	
			CUEL Fabrizio			1:03'23.6	(25)	2:33'36.9	(17)		29'08.5	
			BISOFFI Tiziano			1:25'17.3	(30)	3:58'54.2	(20)		55'18.8	
21	254	BIKEMAN	TEAM SCHLANDERS	ITA						4:02'49.6		
			BERNHARD Andreas			1:48'38.8	(28)	1:48'38.8	(28)		35'00.8	
			FELDERER Christof			1:01'54.3	(24)	2:50'33.1	(28)		46'04.7	
			FELDERER Andreas			1:12'16.5	(15)	4:02'49.6	(21)		59'14.2	
22	232	RV	EDELROT LANA	ITA						4:03'29.0		
			BARLINI Lukas			1:29'37.8	(12)	1:29'37.8	(12)		15'59.8	
			STAFFLER Josef			1:03'51.8	(27)	2:33'29.6	(16)		29'01.2	
			TRATTER Walter			1:29'59.4	(33)	4:03'29.0	(22)		59'53.6	
23	246	DEUTSCHER	ALPENVEREIN	GER						4:06'35.7		
			SCHILCHER Heinz			1:42'40.9	(24)	1:42'40.9	(24)		29'02.9	
			GUENZEL Andre			1:03'30.8	(26)	2:46'11.7	(25)		41'43.3	
			JUNG Markus			1:20'24.0	(21)	4:06'35.7	(23)		1:03'00.3	
24	270	ASV	JENESIEN	ITA						4:08'26.7		
			KASERER Stefan			1:40'54.6	(23)	1:40'54.6	(23)		27'16.6	
			VITALE Franco			1:04'09.8	(28)	2:45'04.4	(23)		40'36.0	
			TSCHAFFERT Diego			1:23'22.3	(25)	4:08'26.7	(24)		1:04'51.3	
25	238	CICLISTA	BOIARDO	ITA						4:10'08.8		
			BERTOLANI Davide			1:51'42.6	(30)	1:51'42.6	(30)		38'04.6	
			ARMANI Stefano			1:09'06.9	(35)	3:00'49.5	(31)		56'21.1	
			PLONER Ivano			1:09'19.3	(11)	4:10'08.8	(25)		1:06'33.4	
26	220	ATLETICA	VALLI SOLE E NON	ITA						4:16'48.8		
			DE CONCINI Alessio			1:50'53.3	(29)	1:50'53.3	(29)		37'15.3	
			MELCHIORI Diego			56'47.4	(14)	2:47'40.7	(27)		43'12.3	
			FONDRIEST Roberto			1:29'08.1	(32)	4:16'48.8	(26)		1:13'13.4	
27	271	TEAM	RADSPORT GREINER	GER						4:17'41.6		
			GRATH Lukas			1:43'21.4	(25)	1:43'21.4	(25)		29'43.4	
			SCHLACHTER Jonas			1:09'35.1	(36)	2:52'56.5	(29)		48'28.1	
			SCHMIEGER Johannes			1:24'45.1	(28)	4:17'41.6	(27)		1:14'06.2	
28	240	240		ITA						4:18'15.3		
			ZEMMER Andreas			1:36'58.0	(19)	1:36'58.0	(19)		23'20.0	
			STUEFER Manfred			1:01'26.5	(22)	2:38'24.5	(21)		33'56.1	
			PROSSLINER Heinz			1:39'50.8	(41)	4:18'15.3	(28)		1:14'39.9	
29	258	RESTAURANT	ZUR LINDE KALTERN	ITA						4:18'57.6		
			DISSERTORI Armin			1:43'50.0	(27)	1:43'50.0	(27)		30'12.0	
			FACCHINI Janis			1:01'30.1	(23)	2:45'20.1	(24)		40'51.7	
			FACCHINI David			1:33'37.5	(35)	4:18'57.6	(29)		1:15'22.2	




POS	NUM PETT	SQUADRA CODICE	COGNOME e NOME	COM	COD. AN	TEMPO FRAZ.	POS FRAZ.	TOTALE STAFF.	POS STAFF.	TEMPO FINALE	DISTACCO	PNT TAB
30	269	ASV STERZING		ITA						4:25'32.4		
			LANTSCHNER Gerhard			2:02'43.9	(37)	2:02'43.9	(37)		49'05.9	
			PSENNER Alfred			1:00'02.5	(19)	3:02'46.4	(33)		58'18.0	
			RESCH Leo			1:22'46.0	(24)	4:25'32.4	(30)		1:21'57.0	
31	266	TRIATHLON KALTERN		ITA						4:26'11.9		
			DAPOZ Franz			1:56'56.8	(33)	1:56'56.8	(33)		43'18.8	
			SCHUEN Davide			1:05'44.4	(31)	3:02'41.2	(32)		58'12.8	
			MIRIBURG Franz			1:23'30.7	(26)	4:26'11.9	(31)		1:22'36.5	
32	253	L'ARCOBALENO SCI CLUB		ITA						4:26'22.5		
			VERSINI Roberto			1:38'51.0	(21)	1:38'51.0	(21)		25'13.0	
			CIPRIANI Giampaolo			1:08'20.4	(32)	2:47'11.4	(26)		42'43.0	
			SARTORI Alberto			1:39'11.1	(40)	4:26'22.5	(32)		1:22'47.1	
33	260	INERZIA CASTELTROSINO		ITA						4:29'47.9		
			MARINI Davide			1:53'50.3	(31)	1:53'50.3	(31)		40'12.3	
			MONTI Giulio			59'50.6	(18)	2:53'40.9	(30)		49'12.5	
			STELLA Valerio			1:36'07.0	(36)	4:29'47.9	(33)		1:26'12.5	
34	255	TROCKENE KEHLEN2		ITA						4:35'57.9		
			BIASI Stefan			1:59'38.2	(36)	1:59'38.2	(36)		46'00.2	
			PLANT Michael			1:11'06.1	(40)	3:10'44.3	(37)		1:06'15.9	
			NOGGLER Juergen			1:25'13.6	(29)	4:35'57.9	(34)		1:32'22.5	
35	228	DIE LUMPELEN		ITA						4:38'08.5		
			GAMPER Thomas			1:55'51.8	(32)	1:55'51.8	(32)		42'13.8	
			FRANK Egon			1:10'51.8	(37)	3:06'43.6	(35)		1:02'15.2	
			UNTERTHURNER Stephan			1:31'24.9	(34)	4:38'08.5	(35)		1:34'33.1	
36	264	FRIESIAN TEAM		ITA						4:40'43.0		
			GALLI Mirko			1:58'13.0	(35)	1:58'13.0	(35)		44'35.0	
			CEDROLA Francesco			1:04'56.7	(29)	3:03'09.7	(34)		58'41.3	
			DI DATO Antonio			1:37'33.3	(37)	4:40'43.0	(36)		1:37'07.6	
37	248	NES TEAM		ITA						4:41'16.0		
			MOLINARO Nicola			2:09'32.1	(39)	2:09'32.1	(39)		55'54.1	
			RUBALTELLI Enrico			1:10'56.6	(39)	3:20'28.7	(39)		1:16'00.3	
			AGNOLI Sergio			1:20'47.3	(22)	4:41'16.0	(37)		1:37'40.6	
38	267	WSV SCHLADMING		AUT						4:54'50.7		
			HOFBAUER Florian			2:18'50.5	(41)	2:18'50.5	(41)		1:05'12.5	
			STEINER Meinhard			1:08'47.6	(34)	3:27'38.1	(41)		1:23'09.7	
			PITZER Thomas			1:27'12.6	(31)	4:54'50.7	(38)		1:51'15.3	
39	245	TEAM BOELKSTOFF		ITA						4:57'53.4		
			GRUBER Alex			2:03'19.3	(38)	2:03'19.3	(38)		49'41.3	
			UNTERKOFLENER Guenther			1:16'37.9	(41)	3:19'57.2	(38)		1:15'28.8	
			PLATTNER Robert			1:37'56.2	(38)	4:57'53.4	(39)		1:54'18.0	
40	236	CRAZY WHEELIE		ITA						5:01'35.1		
			ZISCHG Elmar			2:16'56.1	(40)	2:16'56.1	(40)		1:03'18.1	
			MAHLKNECHT Roland			1:05'30.4	(30)	3:22'26.5	(40)		1:17'58.1	
			WALDNER Lorenz			1:39'08.6	(39)	5:01'35.1	(40)		1:57'59.7	
41	241	OGM RACING TEAM		ITA						5:09'25.3		
			GANTHALER Thomas			2:23'32.9	(42)	2:23'32.9	(42)		1:09'54.9	
			KANEIDER Daniel			1:21'24.8	(42)	3:44'57.7	(42)		1:40'29.3	
			PLANGGER Oswald			1:24'27.6	(27)	5:09'25.3	(41)		2:05'49.9	
42	249	TROCKENE KEHLEN1		ITA						5:11'01.3		
			RIEDER Alexander			1:57'30.9	(34)	1:57'30.9	(34)		43'52.9	
			SPORNBERGER Norbert			1:10'52.7	(38)	3:08'23.6	(36)		1:03'55.2	
			THEINER Alexander			2:02'37.7	(42)	5:11'01.3	(42)		2:07'25.9	



POS	NUM PETT	SQUADRA CODICE	COGNOME e NOME	COM	COD. AN	TEMPO FRAZ.	POS FRAZ.	TOTALE STAFF.	POS STAFF.	TEMPO FINALE	DISTACCO	PNT TAB
			ISCRITTI		44							
			NON PARTITI ...		1							
268	KFZ	MOSER	ALPIN TEAM BACHLER Christian WALLNER Florian BACHLER Thomas	AUT								
			NON ARRIVATI ..		1							
256	DSG	LESACHTAL	MEYER Michael SAIWALD Erika KURZ Michael	AUT								
			SQUALIFICATI ..		0							

STAFFETTA MASCHILE / STAFFEL MAENNlich OVER 120

1	206	TOURISMUSVEREIN NATURNS	GRASEGGER Johann ANGERER Guenther PLATZGUMMER Walter	ITA		1:19'46.9 50'10.3 1:07'08.1	(1) (1) (2)	1:19'46.9 2:09'57.2 3:17'05.3	(1) (1) (1)	3:17'05.3	0.0 0.0 0.0
2	225	RSV VINSCHGAU	MARTIN Josef HUBER Heinrich PLATZGUMMER Alois	ITA		1:26'05.6 54'06.7 1:08'04.7	(2) (3) (3)	1:26'05.6 2:20'12.3 3:28'17.0	(2) (2) (2)	3:28'17.0	6'18.7 10'15.1 11'11.6
3	263	TEAM RSV	WIELANDER Karl RATSCHILLER Kurt NEUMAIR Walter	ITA		1:34'38.5 1:00'02.2 1:10'32.0	(7) (8) (5)	1:34'38.5 2:34'40.7 3:45'12.7	(7) (6) (3)	3:45'12.7	14'51.6 24'43.5 28'07.3
4	210	SUEDTIROLER TRIO	BERNHARD Klaus LANGES Michael OBERBACHER Gregor	ITA		1:33'56.9 1:04'50.3 1:07'06.2	(5) (12) (1)	1:33'56.9 2:38'47.2 3:45'53.4	(5) (8) (4)	3:45'53.4	14'10.0 28'50.0 28'48.0
5	272	TEAM RADSPORT GREINER	KRUEGER Ingo BALLERSTEDT Roland SCHMIEGER Wolfgang	GER		1:36'40.2 53'00.6 1:20'48.2	(8) (2) (11)	1:36'40.2 2:29'40.8 3:50'29.0	(8) (3) (5)	3:50'29.0	16'53.3 19'43.6 33'23.6
6	257	SC MERAN VOLKSBANK	STROBL Karlheinz ALBER Franz Christian KARLEGGER Ubald	ITA		1:40'41.2 1:01'58.5 1:09'13.1	(9) (11) (4)	1:40'41.2 2:42'39.7 3:51'52.8	(9) (10) (6)	3:51'52.8	20'54.3 32'42.5 34'47.4
7	234	EDELROT LANA	ARMELLINI Walter FOLIE Stefan ARMELLINI Florian	ITA		1:32'27.4 59'31.7 1:20'57.4	(4) (6) (12)	1:32'27.4 2:31'59.1 3:52'56.5	(4) (4) (7)	3:52'56.5	12'40.5 22'01.9 35'51.1
8	237	SPAR RACING TEAM	JEHART Wolfgang PEER Klemens UNGERANK Hermann	AUT		1:34'02.4 1:00'31.7 1:20'04.9	(6) (10) (9)	1:34'02.4 2:34'34.1 3:54'39.0	(6) (5) (8)	3:54'39.0	14'15.5 24'36.9 37'33.6
9	230	ARSV VINSCHGAU	BLAAS Stephan GUNSCH Walter HOELLRIGL Franz	ITA		1:31'28.7 1:06'02.8 1:19'28.1	(3) (14) (7)	1:31'28.7 2:37'31.5 3:56'59.6	(3) (7) (9)	3:56'59.6	11'41.8 27'34.3 39'54.3



POS	NUM PETT	SQUADRA CODICE	COGNOME e NOME	COM	COD. AN	TEMPO FRAZ.	POS FRAZ.	TOTALE STAFF.	POS STAFF.	TEMPO FINALE	DISTACCO	PNT TAB
10	247	DIE 3	THOENIS	ITA						3:57'18.0		
			THOENI Heinrich			1:41'10.1	(10)	1:41'10.1	(10)		21'23.2	
			THOENI Walter			57'54.7	(5)	2:39'04.8	(9)		29'07.6	
			THOENI Josef			1:18'13.2	(6)	3:57'18.0	(10)		40'12.6	
11	221	GWERDER	SPORT MUOTATHAL	SUI						4:04'46.3		
			CAMENZIND Robert			1:47'21.4	(12)	1:47'21.4	(12)		27'34.5	
			ZURFLUH Markus			57'22.5	(4)	2:44'43.9	(11)		34'46.7	
			NIDEROEST Beat			1:20'02.4	(8)	4:04'46.3	(11)		47'40.9	
12	250	TEAM NATURPARK	LECHTAL	AUT						4:17'01.5		
			HAIDER Martin			1:45'00.3	(11)	1:45'00.3	(11)		25'13.4	
			HAIDER Dietmar			1:11'15.1	(17)	2:56'15.4	(13)		46'18.2	
			FRIEDL Markus			1:20'46.1	(10)	4:17'01.5	(12)		59'56.1	
13	251	ORSI DEL	LAGORAI	ITA						4:22'41.1		
			BRIDI Mauro			1:48'58.7	(13)	1:48'58.7	(13)		29'11.8	
			BATTISTI Domenico			1:05'16.3	(13)	2:54'15.0	(12)		44'17.8	
			FRANCESCHI Giuseppe			1:28'26.1	(15)	4:22'41.1	(13)		1:05'35.7	
14	261	BIKEPLUS	KLAUSEN	ITA						4:33'02.0		
			RUNGGER Raimund			1:55'56.8	(14)	1:55'56.8	(14)		36'09.9	
			RAIFER Walter			1:15'48.7	(19)	3:11'45.5	(16)		1:01'48.3	
			KERSCHBAUMER Sepp			1:21'16.5	(13)	4:33'02.0	(14)		1:15'56.6	
15	244	LECCOBIKE		ITA						4:33'21.0		
			MARINELLO Andrea			1:56'07.5	(15)	1:56'07.5	(15)		36'20.6	
			COLOMBO Stefano			1:00'13.3	(9)	2:56'20.8	(14)		46'23.6	
			COLOMBO Stefano			1:37'00.2	(17)	4:33'21.0	(15)		1:16'15.7	
16	262	OETZI	RADTEAM	AUT						4:34'45.0		
			GRUENER Harald			2:01'11.8	(16)	2:01'11.8	(16)		41'24.9	
			KAPFERER Gebhard			1:10'01.5	(16)	3:11'13.3	(15)		1:01'16.1	
			EITERER Helmut			1:23'31.7	(14)	4:34'45.0	(16)		1:17'39.7	
17	252	GIPFELSTUERMER		ITA						4:47'06.7		
			GURSCHLER Ignaz			2:17'08.5	(19)	2:17'08.5	(19)		57'21.6	
			SCHOEPF Rudolf			59'49.8	(7)	3:16'58.3	(17)		1:07'01.1	
			TELSER Gilbert			1:30'08.4	(16)	4:47'06.7	(17)		1:30'01.4	
18	235	LG	SCHLERN	ITA						5:06'12.4		
			MANTOVANI Alberto			2:14'06.8	(17)	2:14'06.8	(17)		54'19.9	
			EGGER Arnold			1:07'24.3	(15)	3:21'31.1	(18)		1:11'33.9	
			PLANGGER Peter			1:44'41.3	(18)	5:06'12.4	(18)		1:49'07.0	
19	231	FRICKTAL	EXPRESS SCHWEIZ	SUI						5:31'04.7		
			HORST Adrian			2:18'08.3	(20)	2:18'08.3	(20)		58'21.4	
			KAEMPF Eliane			1:27'49.9	(20)	3:45'58.2	(20)		1:36'01.0	
			WIDMER Brigitta			1:45'06.5	(19)	5:31'04.7	(19)		2:13'59.3	
20	243	243		GER						5:43'03.7		
			GEILKE Thomas			2:15'54.5	(18)	2:15'54.5	(18)		56'07.6	
			WIEDNER Gerd			1:12'59.3	(18)	3:28'53.8	(19)		1:18'56.6	
			SCHOTT Danny			2:14'09.9	(20)	5:43'03.7	(20)		2:25'58.3	

ISCRITTI 20
NON PARTITI ... 0
NON ARRIVATI .. 0
SQUALIFICATI .. 0

Classifica/Wertung: www.cronomerano.it

(triathlon)

