

5.OETZI MARATHON 19-20/04/2008

CLASSIFICA UFFICIALE




POS	NUM PETT	SQUADRA CODICE	COGNOME e NOME	COM	COD. AN	TEMPO FRAZ.	POS FRAZ.	TOTALE STAFF.	POS STAFF.	TEMPO FINALE	DISTACCO	PNT TAB
FEMMINILE / WEIBLICH												
1	21	MAZZUCCO	Laura	ITA		1:49'24.5 1:12'23.8 1:31'33.1	(2) (1) (1)	1:49'24.5 3:01'48.3 4:33'21.4	(2) (1) (1)	4:33'21.4	20.0 0.0 0.0	
2	24	HORNEGGER	Simone	AUT		1:53'31.0 1:19'17.6 1:33'40.6	(3) (5) (2)	1:53'31.0 3:12'48.6 4:46'29.2	(3) (4) (2)	4:46'29.2	4'26.5 11'00.3 13'07.8	
3	25	STAUFER	Marita	AUT		1:49'04.5 1:21'23.9 1:36'47.9	(1) (7) (3)	1:49'04.5 3:10'28.4 4:47'16.3	(1) (3) (3)	4:47'16.3	0.0 8'40.1 13'54.9	
4	28	NIEDERWIESER	Judith	ITA		1:55'46.0 1:13'16.6 1:40'21.7	(4) (2) (4)	1:55'46.0 3:09'02.6 4:49'24.3	(4) (2) (4)	4:49'24.3	6'41.5 7'14.3 16'02.9	
5	29	GENETIN	Gabriella	ITA		1:56'36.5 1:18'33.9 1:43'41.2	(5) (3) (5)	1:56'36.5 3:15'10.4 4:58'51.6	(5) (5) (5)	4:58'51.6	7'32.0 13'22.1 25'30.2	
6	23	DOSSI	Marcellina	ITA		1:59'39.6 1:21'05.0 1:47'57.6	(6) (6) (6)	1:59'39.6 3:20'44.6 5:08'42.2	(6) (6) (6)	5:08'42.2	10'35.1 18'56.3 35'20.8	
7	32	FRANK	Claudia	GER		2:03'18.5 1:18'59.7 1:59'35.1	(7) (4) (8)	2:03'18.5 3:22'18.2 5:21'53.3	(7) (7) (7)	5:21'53.3	14'14.0 20'29.9 48'31.9	
8	34	LINDER	Herta	ITA		2:15'11.7 1:30'36.5 1:54'51.4	(9) (11) (7)	2:15'11.7 3:45'48.2 5:40'39.6	(9) (10) (8)	5:40'39.6	26'07.2 43'59.9 1:07'18.2	
9	35	CASTELLI	Simonetta	ITA		2:18'51.9 1:25'11.4 2:05'40.6	(11) (9) (10)	2:18'51.9 3:44'03.3 5:49'43.9	(11) (9) (9)	5:49'43.9	29'47.4 42'15.0 1:16'22.5	
10	26	TAFATSCH	Angelika	AUT		2:03'49.8 1:23'11.9 2:24'14.7	(8) (8) (13)	2:03'49.8 3:27'01.7 5:51'16.4	(8) (8) (10)	5:51'16.4	14'45.3 25'13.4 1:17'55.0	



POS	NUM PETT	SQUADRA CODICE	COGNOME e NOME	COM	COD. AN	TEMPO FRAZ.	POS FRAZ.	TOTALE STAFF.	POS STAFF.	TEMPO FINALE	DISTACCO	PNT TAB
11	33	VISONA`	Alessandra	ITA		2:19'45.0 1:28'27.3 2:05'05.8	(12) (10) (9)	2:19'45.0 3:48'12.3 5:53'18.1	(12) (11) (11)	5:53'18.1	30'40.5 46'24.0 1:19'56.7	
12	27	FRANCHINI	Cinzia	ITA		2:20'25.2 1:37'34.6 2:23'06.0	(13) (13) (12)	2:20'25.2 3:57'59.8 6:21'05.8	(13) (13) (12)	6:21'05.8	31'20.7 56'11.5 1:47'44.4	
13	31	FAUTRERO	Nadia	ITA		2:17'19.6 1:36'08.9 2:33'10.8	(10) (12) (14)	2:17'19.6 3:53'28.5 6:26'39.3	(10) (12) (13)	6:26'39.3	28'15.1 51'40.2 1:53'17.9	
14	30	SARTAGO	Monica	ITA		2:23'48.9 1:51'10.9 2:18'40.8	(14) (14) (11)	2:23'48.9 4:14'59.8 6:33'40.6	(14) (14) (14)	6:33'40.6	34'44.4 1:13'11.5 2:00'19.2	

ISCRITTI 14
NON PARTITI ... 0
NON ARRIVATI .. 0
SQUALIFICATI .. 0




5.OETZI MARATHON 19-20/04/2008

CLASSIFICA UFFICIALE



POS	NUM PETT	SQUADRA CODICE	COGNOME e NOME	COM AN	COD. FRAZ.	TEMPO FRAZ.	POS FRAZ.	TOTALE STAFF.	POS STAFF.	TEMPO FINALE	DISTACCO	PNT TAB
STAFFETTA FEMMINILE DAMEN STAFFEL												
1	212	EATANWIN.DE		GER						3:55'03.8		
			BRACHTENDORF Kerstin		72	1:36'43.9	(1)	1:36'43.9	(1)		0.0	
			CLEMENS Ellen		68	1:01'13.4	(1)	2:37'57.3	(1)		0.0	
			SCHLEICH Christine		63	1:17'06.5	(2)	3:55'03.8	(1)		0.0	
2	211	BGL-RC MARTINS BIKE SHOP		GER						4:03'31.1		
			KOCH Maria		81	1:43'24.0	(2)	1:43'24.0	(2)		6'40.1	
			THAUMILLER Kathrin		78	1:05'38.6	(2)	2:49'02.6	(2)		11'05.3	
			GRUBER Barbara		77	1:14'28.5	(1)	4:03'31.1	(2)		8'27.3	
3	214	EUROKRAN SARNTAL		ITA						4:35'48.9		
			TASSER Andrea		79	1:46'27.8	(3)	1:46'27.8	(3)		9'43.9	
			STOFNER Sonja		80	1:18'30.4	(5)	3:04'58.2	(3)		27'00.9	
			FELDERER Annelise		77	1:30'50.7	(3)	4:35'48.9	(3)		40'45.1	
4	217	MAB - TEAM		ITA						4:50'00.6		
			SCHUELER Monika		75	1:48'19.3	(4)	1:48'19.3	(4)		11'35.4	
			SCHWIENBACHER Anita		73	1:21'19.4	(6)	3:09'38.7	(4)		31'41.4	
			ZAMBOTTI Barbara		74	1:40'21.9	(4)	4:50'00.6	(4)		54'56.8	
5	215	MONTANAIA RACING		ITA						5:35'05.8		
			SENIK Jennifer Linda		81	2:10'52.9	(5)	2:10'52.9	(5)		34'09.0	
			PERON Roberta		67	1:23'53.6	(7)	3:34'46.5	(5)		56'49.2	
			ZIN Laura		71	2:00'19.3	(6)	5:35'05.8	(5)		1:40'02.0	
6	213	ATLETICA SARNTAL		ITA						5:36'37.3		
			GRANDI Roberta		63	2:37'28.0	(7)	2:37'28.0	(7)		1:00'44.1	
			GOLDONI Paola		67	1:12'34.1	(3)	3:50'02.1	(7)		1:12'04.8	
			BARZIZA Monica		77	1:46'35.2	(5)	5:36'37.3	(6)		1:41'33.5	
7	216	CRUS PEDERSANO		ITA						5:41'04.3		
			SPAGNOLLI Piera		68	2:21'55.0	(6)	2:21'55.0	(6)		45'11.1	
			LIMELLI Fabiana		69	1:13'53.8	(4)	3:35'48.8	(6)		57'51.5	
			SPAGNOLLI Nicoletta		68	2:05'15.5	(7)	5:41'04.3	(7)		1:46'00.5	
			ISCRITTI	7							
			NON PARTITI	...	0							
			NON ARRIVATI	..	0							
			SQUALIFICATI	..	0							





5.OETZI MARATHON 19-20/04/2008

CLASSIFICA UFFICIALE



POS	NUM PETT	SQUADRA CODICE	COGNOME e NOME	COM	COD. AN	TEMPO FRAZ.	POS FRAZ.	TOTALE STAFF.	POS STAFF.	TEMPO FINALE	DISTACCO	PNT TAB
MASCHILE / MAENNLICH												
1	1	KOGLER	Stefan	AUT		1:21'11.6 1:00'09.4 1:12'26.9	(4) (10) (2)	1:21'11.6 2:21'21.0 3:33'47.9	(4) (4) (1)	3:33'47.9	1'10.8 53.5 0.0	
2	6	LAINER	Hans	AUT		1:21'09.6 1:00'03.6 1:14'56.0	(3) (9) (4)	1:21'09.6 2:21'13.2 3:36'09.2	(3) (3) (2)	3:36'09.2	1'08.8 45.7 2'21.3	
3	4	WIELTSCHNIG	Silvio	AUT		1:20'26.2 1:00'01.3 1:16'29.8	(2) (8) (5)	1:20'26.2 2:20'27.5 3:36'57.3	(2) (1) (3)	3:36'57.3	25.4 0.0 3'09.4	
4	13	LEX	Konrad	GER		1:27'43.7 58'43.5 1:11'21.3	(15) (4) (1)	1:27'43.7 2:26'27.2 3:37'48.5	(15) (12) (4)	3:37'48.5	7'42.9 5'59.7 4'00.6	
5	5	HOCHENWARTER	Siegfried	AUT		1:20'00.8 1:03'59.8 1:17'24.0	(1) (20) (6)	1:20'00.8 2:24'00.6 3:41'24.6	(1) (9) (5)	3:41'24.6	0.0 3'33.1 7'36.7	
6	9	OSELE	Roland	ITA		1:23'57.8 57'41.7 1:20'14.6	(9) (2) (10)	1:23'57.8 2:21'39.5 3:41'54.1	(9) (5) (6)	3:41'54.1	3'57.0 1'12.0 8'06.2	
7	103	KOFLER	Andreas	ITA		1:23'56.4 1:01'11.8 1:18'18.1	(8) (13) (7)	1:23'56.4 2:25'08.2 3:43'26.3	(8) (11) (7)	3:43'26.3	3'55.6 4'40.7 9'38.4	
8	199	MEZZANOTTE	Mirco	ITA		1:24'26.9 1:00'01.1 1:19'38.1	(11) (7) (9)	1:24'26.9 2:24'28.0 3:44'06.1	(11) (10) (8)	3:44'06.1	4'26.1 4'00.5 10'18.2	
9	7	WIDAUER	Stefan	AUT		1:23'29.0 59'16.4 1:23'04.5	(5) (6) (12)	1:23'29.0 2:22'45.4 3:45'49.9	(5) (6) (9)	3:45'49.9	3'28.2 2'17.9 12'02.0	
10	17	THALER	Benjamin	ITA		1:27'15.4 1:03'53.8 1:14'55.5	(13) (19) (3)	1:27'15.4 2:31'09.2 3:46'04.7	(13) (14) (10)	3:46'04.7	7'14.6 10'41.7 12'16.8	

Servizio elaborazione dati e cronometraggio a cura della FEDERAZIONE ITALIANA CRONOMETRISTI



POS	NUM PETT	SQUADRA CODICE	COGNOME e NOME	COM	COD. AN	TEMPO FRAZ.	POS FRAZ.	TOTALE STAFF.	POS STAFF.	TEMPO FINALE	DISTACCO	PNT TAB
11	2	STEINER	Anton	ITA		1:24'11.1 58'42.1 1:26'57.3	(10) (3) (14)	1:24'11.1 2:22'53.2 3:49'50.5	(10) (7) (11)	3:49'50.5	4'10.3 2'25.7 16'02.6	
12	8	HEISS	Karl	ITA		1:25'56.0 1:01'04.0 1:24'35.8	(12) (12) (13)	1:25'56.0 2:27'00.0 3:51'35.8	(12) (13) (12)	3:51'35.8	5'55.2 6'32.5 17'47.9	
13	10	BAUER	Sigi	AUT		1:23'55.4 59'05.6 1:29'26.5	(7) (5) (21)	1:23'55.4 2:23'01.0 3:52'27.5	(7) (8) (13)	3:52'27.5	3'54.6 2'33.5 18'39.6	
14	16	DECLARA	Matthias	ITA		1:31'06.5 1:03'51.8 1:18'53.2	(20) (18) (8)	1:31'06.5 2:34'58.3 3:53'51.5	(20) (18) (14)	3:53'51.5	11'05.7 14'30.8 20'03.6	
15	19	ERTL	Wolfgang	AUT		1:27'56.5 1:05'46.3 1:21'24.0	(16) (23) (11)	1:27'56.5 2:33'42.8 3:55'06.8	(16) (17) (15)	3:55'06.8	7'55.7 13'15.3 21'18.9	
16	12	SCANU	Mario	ITA		1:29'57.1 1:02'20.3 1:29'00.3	(17) (16) (18)	1:29'57.1 2:32'17.4 4:01'17.7	(17) (15) (16)	4:01'17.7	9'56.3 11'49.9 27'29.8	
17	20	WEISSENHORN	Oswald	ITA		1:23'54.4 56'54.5 1:42'30.0	(6) (1) (61)	1:23'54.4 2:20'48.9 4:03'18.9	(6) (2) (17)	4:03'18.9	3'53.6 21.4 29'31.0	
18	36	THALER	Sigmund	ITA		1:34'28.2 1:05'42.4 1:28'09.4	(25) (22) (16)	1:34'28.2 2:40'10.6 4:08'20.0	(25) (19) (18)	4:08'20.0	14'27.4 19'43.1 34'32.1	
19	126	VIANA	Peter	ITA		1:31'29.2 1:01'50.1 1:36'59.7	(21) (14) (39)	1:31'29.2 2:33'19.3 4:10'19.0	(21) (16) (19)	4:10'19.0	11'28.4 12'51.8 36'31.1	
20	37	PICCOLI	Alessandro	ITA		1:40'33.3 1:00'18.9 1:29'58.6	(44) (11) (24)	1:40'33.3 2:40'52.2 4:10'50.8	(44) (20) (20)	4:10'50.8	20'32.5 20'24.7 37'02.9	
21	38	DAPIT	Fulvio	ITA		1:38'48.1 1:02'19.4 1:29'44.0	(39) (15) (23)	1:38'48.1 2:41'07.5 4:10'51.5	(39) (21) (21)	4:10'51.5	18'47.3 20'40.0 37'03.6	
22	133	FENAROLI	Diego	ITA		1:30'17.9 1:11'58.9 1:28'41.5	(18) (50) (17)	1:30'17.9 2:42'16.8 4:10'58.3	(18) (22) (22)	4:10'58.3	10'17.1 21'49.3 37'10.4	
23	80	MOSER	Christian	ITA		1:39'44.4 1:04'06.8 1:31'41.8	(40) (21) (30)	1:39'44.4 2:43'51.2 4:15'33.0	(40) (24) (23)	4:15'33.0	19'43.6 23'23.7 41'45.1	
24	58	WURZER	Hartmann	ITA		1:33'49.8 1:11'03.8 1:31'59.3	(23) (40) (31)	1:33'49.8 2:44'53.6 4:16'52.9	(23) (26) (24)	4:16'52.9	13'49.0 24'26.1 43'05.0	

POS	NUM PETT	SQUADRA CODICE	COGNOME e NOME	COM	COD. AN	TEMPO FRAZ.	POS FRAZ.	TOTALE STAFF.	POS STAFF.	TEMPO FINALE	DISTACCO	PNT TAB
25	45	THALER	Winfred	ITA		1:35'48.3 1:12'14.0 1:29'30.5	(31) (53) (22)	1:35'48.3 2:48'02.3 4:17'32.8	(31) (32) (25)	4:17'32.8	15'47.5 27'34.8 43'44.9	
26	107	WELLENZOHN	Klaus	ITA		1:40'22.5 1:07'18.7 1:30'32.6	(42) (26) (25)	1:40'22.5 2:47'41.2 4:18'13.8	(42) (31) (26)	4:18'13.8	20'21.7 27'13.7 44'25.9	
27	194	UNTERHUBER	Gerhard	ITA		1:36'43.1 1:11'26.0 1:30'55.6	(34) (46) (27)	1:36'43.1 2:48'09.1 4:19'04.7	(34) (33) (27)	4:19'04.7	16'42.3 27'41.6 45'16.8	
28	44	MITTERHOFER	Stefan	ITA		1:34'39.6 1:09'18.7 1:35'19.7	(27) (33) (37)	1:34'39.6 2:43'58.3 4:19'18.0	(27) (25) (28)	4:19'18.0	14'38.8 23'30.8 45'30.1	
29	188	SPARBER	Robert	ITA		1:35'49.8 1:11'24.1 1:33'13.0	(32) (45) (33)	1:35'49.8 2:47'13.9 4:20'26.9	(32) (30) (29)	4:20'26.9	15'49.0 26'46.4 46'39.0	
30	114	VERONESE	Luciano	ITA		1:41'36.0 1:08'02.6 1:31'13.3	(51) (28) (29)	1:41'36.0 2:49'38.6 4:20'51.9	(51) (36) (30)	4:20'51.9	21'35.2 29'11.1 47'04.0	
31	93	OSTERMANN	Helmuth	AUT		1:37'57.5 1:10'49.0 1:32'18.8	(36) (38) (32)	1:37'57.5 2:48'46.5 4:21'05.3	(36) (35) (31)	4:21'05.3	17'56.7 28'19.0 47'17.4	
32	129	LERCHER	Karl	ITA		1:44'26.8 1:06'17.4 1:31'09.3	(62) (24) (28)	1:44'26.8 2:50'44.2 4:21'53.5	(62) (38) (32)	4:21'53.5	24'26.0 30'16.7 48'05.6	
33	175	WEISENHORN	Siegfried	ITA		1:32'40.1 1:12'57.0 1:37'21.6	(22) (61) (42)	1:32'40.1 2:45'37.1 4:22'58.7	(22) (28) (33)	4:22'58.7	12'39.3 25'09.6 49'10.8	
34	86	NIEDERKOFER	Stefan	ITA		1:40'44.4 1:11'23.7 1:30'53.9	(48) (44) (26)	1:40'44.4 2:52'08.1 4:23'02.0	(48) (47) (34)	4:23'02.0	20'43.6 31'40.6 49'14.1	
35	143	LONGHINO	Walter	ITA		1:44'43.3 1:10'07.6 1:29'02.9	(64) (34) (19)	1:44'43.3 2:54'50.9 4:23'53.8	(64) (56) (35)	4:23'53.8	24'42.5 34'23.4 50'05.9	
36	131	DI FRANCESCO	Luca	ITA		1:44'34.4 1:06'24.5 1:33'22.1	(63) (25) (34)	1:44'34.4 2:50'58.9 4:24'21.0	(63) (40) (36)	4:24'21.0	24'33.6 30'31.4 50'33.1	
37	124	STIFTER	Hartmann	ITA		1:42'44.9 1:14'15.2 1:27'52.7	(57) (72) (15)	1:42'44.9 2:57'00.1 4:24'52.8	(57) (58) (37)	4:24'52.8	22'44.1 36'32.6 51'04.9	
38	78	RABENSTEINER	Alexander	ITA		1:38'03.9 1:08'04.1 1:40'14.8	(37) (29) (55)	1:38'03.9 2:46'08.0 4:26'22.8	(37) (29) (38)	4:26'22.8	18'03.1 25'40.5 52'34.9	

POS	NUM PETT	SQUADRA CODICE	COGNOME e NOME	COM	COD. AN	TEMPO FRAZ.	POS FRAZ.	TOTALE STAFF.	POS STAFF.	TEMPO FINALE	DISTACCO	PNT TAB
39	149	PERIN	Pietro	ITA		1:41'54.2 1:08'45.5 1:37'07.0	(52) (31) (40)	1:41'54.2 2:50'39.7 4:27'46.7	(52) (37) (39)	4:27'46.7	21'53.4 30'12.2 53'58.8	
40	60	MURR	Florian	ITA		1:48'04.0 1:11'22.8 1:29'24.1	(88) (43) (20)	1:48'04.0 2:59'26.8 4:28'50.9	(88) (68) (40)	4:28'50.9	28'03.2 38'59.3 55'03.0	
41	11	KURZ	Michael	AUT		1:40'38.0 1:12'21.7 1:35'52.3	(46) (55) (38)	1:40'38.0 2:52'59.7 4:28'52.0	(46) (52) (41)	4:28'52.0	20'37.2 32'32.2 55'04.1	
42	117	PICHLER	Thomas	ITA		1:40'50.4 1:10'19.9 1:38'19.8	(49) (35) (48)	1:40'50.4 2:51'10.3 4:29'30.1	(49) (42) (42)	4:29'30.1	20'49.6 30'42.8 55'42.2	
43	56	STUEFER	Erwin	ITA		1:34'44.3 1:17'46.1 1:37'55.9	(29) (92) (46)	1:34'44.3 2:52'30.4 4:30'26.3	(29) (49) (43)	4:30'26.3	14'43.5 32'02.9 56'38.4	
44	18	DE GASPERI	Alessandro	ITA		1:44'04.7 1:07'56.3 1:39'54.8	(60) (27) (54)	1:44'04.7 2:52'01.0 4:31'55.8	(60) (46) (44)	4:31'55.8	24'03.9 31'33.5 58'07.9	
45	145	MEISTER	Wolfgang	AUT		1:37'27.6 1:14'08.3 1:41'22.2	(35) (71) (57)	1:37'27.6 2:51'35.9 4:32'58.1	(35) (45) (45)	4:32'58.1	17'26.8 31'08.4 59'10.2	
46	112	DEMONTA	Paolo Federico	ITA		1:35'36.2 1:12'51.3 1:45'45.8	(30) (60) (76)	1:35'36.2 2:48'27.5 4:34'13.3	(30) (34) (46)	4:34'13.3	15'35.4 28'00.0 1:00'25.4	
47	43	ILLMER	Lorenz	ITA		1:34'36.0 1:10'48.2 1:49'11.5	(26) (37) (87)	1:34'36.0 2:45'24.2 4:34'35.7	(26) (27) (47)	4:34'35.7	14'35.2 24'56.7 1:00'47.8	
48	183	SANNA	Luca	ITA		1:44'14.4 1:08'17.6 1:42'26.6	(61) (30) (60)	1:44'14.4 2:52'32.0 4:34'58.6	(61) (50) (48)	4:34'58.6	24'13.6 32'04.5 1:01'10.7	
49	127	WENDT	Manuel	ITA		1:45'10.7 1:09'16.5 1:40'40.3	(71) (32) (56)	1:45'10.7 2:54'27.2 4:35'07.5	(71) (55) (49)	4:35'07.5	25'09.9 33'59.7 1:01'19.6	
50	79	CLEMENTI	Georg	ITA		1:40'31.5 1:11'01.9 1:43'35.1	(43) (39) (65)	1:40'31.5 2:51'33.4 4:35'08.5	(43) (44) (50)	4:35'08.5	20'30.7 31'05.9 1:01'20.6	
51	130	HOFER	Christoph	ITA		1:45'07.6 1:12'31.9 1:38'14.0	(69) (57) (47)	1:45'07.6 2:57'39.5 4:35'53.5	(69) (61) (51)	4:35'53.5	25'06.8 37'12.0 1:02'05.6	
52	141	HOELLRIGL	Oswald	ITA		1:45'45.4 1:12'35.4 1:37'45.0	(76) (58) (44)	1:45'45.4 2:58'20.8 4:36'05.8	(76) (64) (52)	4:36'05.8	25'44.6 37'53.3 1:02'17.9	

POS	NUM PETT	SQUADRA CODICE	COGNOME e NOME	COM	COD. AN	TEMPO FRAZ.	POS FRAZ.	TOTALE STAFF.	POS STAFF.	TEMPO FINALE	DISTACCO	PNT TAB
53	123	LEITNER	Paul	ITA		1:43'43.0 1:13'54.6 1:38'49.7	(58) (67) (50)	1:43'43.0 2:57'37.6 4:36'27.3	(58) (60) (53)	4:36'27.3	23'42.2 37'10.1 1:02'39.4	
54	189	SCHENK	Andreas	ITA		1:35'58.8 1:15'33.2 1:44'58.1	(33) (80) (71)	1:35'58.8 2:51'32.0 4:36'30.1	(33) (43) (54)	4:36'30.1	15'58.0 31'04.5 1:02'42.2	
55	196	CESCONI	Lorenzo	ITA		1:52'15.1 1:10'41.7 1:33'33.9	(100) (36) (35)	1:52'15.1 3:02'56.8 4:36'30.7	(100) (79) (55)	4:36'30.7	32'14.3 42'29.3 1:02'42.8	
56	195	IORIATTI	Giuliano	ITA		1:48'57.0 1:13'58.4 1:34'04.8	(89) (69) (36)	1:48'57.0 3:02'55.4 4:37'00.2	(89) (78) (56)	4:37'00.2	28'56.2 42'27.9 1:03'12.3	
57	76	DECARLI	Mariano	ITA		1:40'42.3 1:18'44.9 1:37'34.8	(47) (101) (43)	1:40'42.3 2:59'27.2 4:37'02.0	(47) (69) (57)	4:37'02.0	20'41.5 38'59.7 1:03'14.1	
58	51	DIPPACHER	Matthias	GER		1:47'43.5 1:03'08.9 1:46'57.3	(84) (17) (80)	1:47'43.5 2:50'52.4 4:37'49.7	(84) (39) (58)	4:37'49.7	27'42.7 30'24.9 1:04'01.8	
59	177	FACCHINI	David	ITA		1:46'06.7 1:14'26.6 1:37'18.8	(77) (74) (41)	1:46'06.7 3:00'33.3 4:37'52.1	(77) (72) (59)	4:37'52.1	26'05.9 40'05.8 1:04'04.2	
60	158	PAOLI	Flavio	TN		1:47'44.9 1:12'09.5 1:38'36.8	(85) (52) (49)	1:47'44.9 2:59'54.4 4:38'31.2	(85) (70) (60)	4:38'31.2	27'44.1 39'26.9 1:04'43.3	
61	69	SELB	Fredi	AUT		1:43'55.0 1:13'37.3 1:41'22.4	(59) (64) (58)	1:43'55.0 2:57'32.3 4:38'54.7	(59) (59) (61)	4:38'54.7	23'54.2 37'04.8 1:05'06.8	
62	151	ANDREIS	Stefano	ITA		1:41'57.1 1:11'32.3 1:45'42.2	(53) (48) (75)	1:41'57.1 2:53'29.4 4:39'11.6	(53) (53) (62)	4:39'11.6	21'56.3 33'01.9 1:05'23.7	
63	168	OSELE	Andrea	ITA		1:48'02.1 1:11'59.9 1:39'27.7	(87) (51) (52)	1:48'02.1 3:00'02.0 4:39'29.7	(87) (71) (63)	4:39'29.7	28'01.3 39'34.5 1:05'41.8	
64	70	VALTINGOIER	Christian	ITA		1:41'58.7 1:12'17.7 1:48'18.5	(54) (54) (83)	1:41'58.7 2:54'16.4 4:42'34.9	(54) (54) (64)	4:42'34.9	21'57.9 33'48.9 1:08'47.0	
65	99	GERSTGRASSER	Wilmar	ITA		1:34'42.1 1:16'24.5 1:51'39.7	(28) (83) (93)	1:34'42.1 2:51'06.6 4:42'46.3	(28) (41) (65)	4:42'46.3	14'41.3 30'39.1 1:08'58.4	
66	140	VANZETTA	Livio	ITA		1:45'01.4 1:18'30.6 1:39'15.6	(66) (99) (51)	1:45'01.4 3:03'32.0 4:42'47.6	(66) (84) (66)	4:42'47.6	25'00.6 43'04.5 1:08'59.7	

POS	NUM PETT	SQUADRA CODICE	COGNOME e NOME	COM	COD. AN	TEMPO FRAZ.	POS FRAZ.	TOTALE STAFF.	POS STAFF.	TEMPO FINALE	DISTACCO	PNT TAB
67	170	STEGER	Thomas	ITA		1:39'55.9 1:18'13.5 1:44'40.3	(41) (96) (69)	1:39'55.9 2:58'09.4 4:42'49.7	(41) (63) (67)	4:42'49.7	19'55.1 37'41.9 1:09'01.8	
68	41	VITALI	Luca	ITA		1:45'09.3 1:13'44.6 1:44'45.2	(70) (66) (70)	1:45'09.3 2:58'53.9 4:43'39.1	(70) (66) (68)	4:43'39.1	25'08.5 38'26.4 1:09'51.2	
69	48	PITZER	Thomas	AUT		1:46'57.2 1:14'22.0 1:42'33.1	(83) (73) (62)	1:46'57.2 3:01'19.2 4:43'52.3	(83) (74) (69)	4:43'52.3	26'56.4 40'51.7 1:10'04.4	
70	108	BOLIS	Matteo	ITA		1:49'19.3 1:12'49.7 1:41'53.4	(92) (59) (59)	1:49'19.3 3:02'09.0 4:44'02.4	(92) (76) (70)	4:44'02.4	29'18.5 41'41.5 1:10'14.5	
71	110	EISENDLE	Roland	AUT		1:45'24.1 1:13'12.3 1:45'30.4	(74) (62) (74)	1:45'24.1 2:58'36.4 4:44'06.8	(74) (65) (71)	4:44'06.8	25'23.3 38'08.9 1:10'18.9	
72	61	BAUMSCHLAGER	Alex	AUT		1:34'25.8 1:20'59.5 1:49'56.0	(24) (114) (88)	1:34'25.8 2:55'25.3 4:45'21.3	(24) (57) (72)	4:45'21.3	14'25.0 34'57.8 1:11'33.4	
73	166	WEISSTEINER	Stefan	ITA		1:45'03.2 1:13'57.8 1:46'45.1	(67) (68) (79)	1:45'03.2 2:59'01.0 4:45'46.1	(67) (67) (73)	4:45'46.1	25'02.4 38'33.5 1:11'58.2	
74	193	FRISCHMANN	Dietmar	AUT		1:49'06.4 1:17'27.5 1:39'42.5	(91) (90) (53)	1:49'06.4 3:06'33.9 4:46'16.4	(91) (88) (74)	4:46'16.4	29'05.6 46'06.4 1:12'28.5	
75	137	VISINTAINER	Valter	ITA		1:50'16.5 1:11'16.1 1:48'57.1	(95) (42) (86)	1:50'16.5 3:01'32.6 4:50'29.7	(95) (75) (75)	4:50'29.7	30'15.7 41'05.1 1:16'41.8	
76	159	MASTROTTO	Michele	ITA		1:52'53.9 1:15'18.3 1:43'03.0	(101) (78) (63)	1:52'53.9 3:08'12.2 4:51'15.2	(101) (90) (76)	4:51'15.2	32'53.1 47'44.7 1:17'27.3	
77	82	SCHERER	Siegfried	AUT		1:52'55.8 1:20'57.2 1:37'50.2	(102) (113) (45)	1:52'55.8 3:13'53.0 4:51'43.2	(102) (101) (77)	4:51'43.2	32'55.0 53'25.5 1:17'55.3	
78	119	BOZZOLAN	Serge	ITA		1:49'22.4 1:18'02.3 1:44'21.4	(93) (93) (67)	1:49'22.4 3:07'24.7 4:51'46.1	(93) (89) (78)	4:51'46.1	29'21.6 46'57.2 1:17'58.2	
79	171	MERLER	Tiziano	ITA		1:45'12.1 1:18'42.0 1:48'27.9	(72) (100) (84)	1:45'12.1 3:03'54.1 4:52'22.0	(72) (86) (79)	4:52'22.0	25'11.3 43'26.6 1:18'34.1	
80	185	HASLER	Anton	ITA		1:49'00.9 1:17'28.4 1:46'26.6	(90) (91) (77)	1:49'00.9 3:06'29.3 4:52'55.9	(90) (87) (80)	4:52'55.9	29'00.1 46'01.8 1:19'08.0	

POS	NUM PETT	SQUADRA CODICE	COGNOME e NOME	COM	COD. AN	TEMPO FRAZ.	POS FRAZ.	TOTALE STAFF.	POS STAFF.	TEMPO FINALE	DISTACCO	PNT TAB
81	57	KRUG	Martin	AUT		1:53'15.2 1:15'47.0 1:45'26.7	(104) (81) (73)	1:53'15.2 3:09'02.2 4:54'28.9	(104) (92) (81)	4:54'28.9	33'14.4 48'34.7 1:20'41.0	
82	192	FAIT	Michele	ITA		1:46'43.9 1:16'33.3 1:51'24.6	(81) (84) (92)	1:46'43.9 3:03'17.2 4:54'41.8	(81) (82) (82)	4:54'41.8	26'43.1 42'49.7 1:20'53.9	
83	184	RIEPER	Egon	ITA		1:53'24.7 1:18'45.5 1:43'38.4	(105) (102) (66)	1:53'24.7 3:12'10.2 4:55'48.6	(105) (100) (83)	4:55'48.6	33'23.9 51'42.7 1:22'00.7	
84	113	HEIDENBERGER	Alexander	ITA		1:46'38.7 1:16'22.7 1:53'29.6	(80) (82) (97)	1:46'38.7 3:03'01.4 4:56'31.0	(80) (80) (84)	4:56'31.0	26'37.9 42'33.9 1:22'43.1	
85	191	ZOESCHG	Meinrad	ITA		1:45'05.1 1:17'14.3 1:54'19.4	(68) (88) (99)	1:45'05.1 3:02'19.4 4:56'38.8	(68) (77) (85)	4:56'38.8	25'04.3 41'51.9 1:22'50.9	
86	73	PRAST	Markus	ITA		1:45'18.4 1:18'06.6 1:56'11.1	(73) (94) (105)	1:45'18.4 3:03'25.0 4:59'36.1	(73) (83) (86)	4:59'36.1	25'17.6 42'57.5 1:25'48.2	
87	62	HOUSKA	David	ITA		2:00'11.8 1:14'28.8 1:45'00.9	(126) (76) (72)	2:00'11.8 3:14'40.6 4:59'41.5	(126) (104) (87)	4:59'41.5	40'11.0 54'13.1 1:25'53.6	
88	104	FUCCI	Stefano	ITA		1:46'18.0 1:11'30.5 2:02'02.9	(78) (47) (115)	1:46'18.0 2:57'48.5 4:59'51.4	(78) (62) (88)	4:59'51.4	26'17.2 37'21.0 1:26'03.5	
89	54	KRUSELBURGER	Alexander	ITA		1:55'56.0 1:13'29.9 1:52'11.0	(114) (63) (96)	1:55'56.0 3:09'25.9 5:01'36.9	(114) (94) (89)	5:01'36.9	35'55.2 48'58.4 1:27'49.0	
90	111	ORLANDO	Luca	ITA		1:55'48.2 1:19'14.4 1:46'36.6	(112) (106) (78)	1:55'48.2 3:15'02.6 5:01'39.2	(112) (106) (90)	5:01'39.2	35'47.4 54'35.1 1:27'51.3	
91	109	CLOCHE	Uli	ITA		1:58'31.5 1:19'40.6 1:44'29.8	(123) (107) (68)	1:58'31.5 3:18'12.1 5:02'41.9	(123) (112) (91)	5:02'41.9	38'30.7 57'44.6 1:28'54.0	
92	105	DEMETZ	Georg	ITA		1:47'46.7 1:15'29.3 2:00'07.2	(86) (79) (111)	1:47'46.7 3:03'16.0 5:03'23.2	(86) (81) (92)	5:03'23.2	27'45.9 42'48.5 1:29'35.3	
93	169	STROBL	Günther	ITA		1:54'05.9 1:14'56.0 1:55'59.0	(108) (77) (103)	1:54'05.9 3:09'01.9 5:05'00.9	(108) (91) (93)	5:05'00.9	34'05.1 48'34.4 1:31'13.0	
94	157	STOCCHERO	Francesco	ITA		1:54'13.2 1:20'36.5 1:50'29.2	(109) (112) (89)	1:54'13.2 3:14'49.7 5:05'18.9	(109) (105) (94)	5:05'18.9	34'12.4 54'22.2 1:31'31.0	

POS	NUM PETT	SQUADRA CODICE	COGNOME e NOME	COM	COD. AN	TEMPO FRAZ.	POS FRAZ.	TOTALE STAFF.	POS STAFF.	TEMPO FINALE	DISTACCO	PNT TAB
95	96	GRASSERO	Paolo	ITA		2:00'48.5 1:17'09.7 1:47'54.2	(129) (87) (81)	2:00'48.5 3:17'58.2 5:05'52.4	(129) (111) (95)	5:05'52.4	40'47.7 57'30.7 1:32'04.5	
96	59	PANGRAZZI	Paolo	ITA		1:50'03.0	(94)	1:50'03.0 5:08'12.2	(94) (96)	5:08'12.2	30'02.2 1:34'24.3	
97	142	LEONARDELLI	Daniele	ITA		1:55'40.6 1:24'19.3 1:48'31.0	(110) (122) (85)	1:55'40.6 3:19'59.9 5:08'30.9	(110) (115) (97)	5:08'30.9	35'39.8 59'32.4 1:34'43.0	
98	97	MOSER	Raimund	ITA		1:53'53.7 1:20'34.4 1:54'11.4	(107) (111) (98)	1:53'53.7 3:14'28.1 5:08'39.5	(107) (103) (98)	5:08'39.5	33'52.9 54'00.6 1:34'51.6	
99	198	SARTAGNA	Marco	ITA		1:51'01.8 1:20'22.3 1:57'45.1	(97) (108) (106)	1:51'01.8 3:11'24.1 5:09'09.2	(97) (99) (99)	5:09'09.2	31'01.0 50'56.6 1:35'21.3	
100	128	MEZZI	Giuseppe	ITA		1:50'59.2 1:19'13.6 2:00'50.6	(96) (105) (112)	1:50'59.2 3:10'12.8 5:11'03.4	(96) (96) (100)	5:11'03.4	30'58.4 49'45.3 1:37'15.5	
101	152	NICHELATTI	Roberto	ITA		2:03'07.5 1:19'09.0 1:50'37.6	(131) (104) (91)	2:03'07.5 3:22'16.5 5:12'54.1	(131) (119) (101)	5:12'54.1	43'06.7 1:01'49.0 1:39'06.2	
102	122	TSCHOLL	Norbert	ITA		1:52'12.9 1:22'09.7 1:58'57.6	(99) (119) (108)	1:52'12.9 3:14'22.6 5:13'20.2	(99) (102) (102)	5:13'20.2	32'12.1 53'55.1 1:39'32.3	
103	90	TIMPFLER	Sepp	ITA		1:56'06.8 1:21'20.6 1:55'53.9	(115) (115) (102)	1:56'06.8 3:17'27.4 5:13'21.3	(115) (108) (103)	5:13'21.3	36'06.0 56'59.9 1:39'33.4	
104	88	MATTIELLO	Samuele	ITA		2:04'56.6 1:18'07.6 1:50'37.4	(135) (95) (90)	2:04'56.6 3:23'04.2 5:13'41.6	(135) (123) (104)	5:13'41.6	44'55.8 1:02'36.7 1:39'53.7	
105	94	ZANOTELLI	Tommaso	ITA		1:57'29.7 1:24'47.3 1:52'05.6	(119) (125) (94)	1:57'29.7 3:22'17.0 5:14'22.6	(119) (120) (105)	5:14'22.6	37'28.9 1:01'49.5 1:40'34.7	
106	161	TOMASELLI	Danilo	ITA		2:05'04.3 1:21'56.0 1:48'03.6	(136) (116) (82)	2:05'04.3 3:27'00.3 5:15'03.9	(136) (128) (106)	5:15'03.9	45'03.5 1:06'32.8 1:41'16.0	
107	134	PRILLER	Paul	ITA		2:13'36.0 1:18'16.2 1:43'29.4	(151) (97) (64)	2:13'36.0 3:31'52.2 5:15'21.6	(151) (135) (107)	5:15'21.6	53'35.2 1:11'24.7 1:41'33.7	
108	176	BUSSELLATO	Graziano	ITA		1:57'25.4 1:20'25.7 1:58'27.8	(118) (109) (107)	1:57'25.4 3:17'51.1 5:16'18.9	(118) (109) (108)	5:16'18.9	37'24.6 57'23.6 1:42'31.0	


POS	NUM PETT	SQUADRA CODICE	COGNOME e NOME	COM	COD. AN	TEMPO FRAZ.	POS FRAZ.	TOTALE STAFF.	POS STAFF.	TEMPO FINALE	DISTACCO	PNT TAB
109	100	NIGG	Stefan	ITA		2:07'09.5 1:13'41.5 1:55'42.8	(139) (65) (101)	2:07'09.5 3:20'51.0 5:16'33.8	(139) (117) (109)	5:16'33.8	47'08.7 1:00'23.5 1:42'45.9	
110	173	GIOVANNINI	Fulvio	ITA		2:15'14.2 1:11'45.6 1:52'09.0	(157) (49) (95)	2:15'14.2 3:26'59.8 5:19'08.8	(157) (127) (110)	5:19'08.8	55'13.4 1:06'32.3 1:45'20.9	
111	46	GOTTARDI	Andrea	ITA		1:53'28.5 1:16'52.7 2:10'02.3	(106) (85) (127)	1:53'28.5 3:10'21.2 5:20'23.5	(106) (97) (111)	5:20'23.5	33'27.7 49'53.7 1:46'35.6	
112	75	KOLLMANN	Guenter	ITA		1:57'07.5 1:25'03.8 2:05'10.3	(117) (127) (122)	1:57'07.5 3:22'11.3 5:27'21.6	(117) (118) (112)	5:27'21.6	37'06.7 1:01'43.8 1:53'33.7	
113	85	HOLZNER	Roland	ITA		2:02'49.3 1:25'12.6 2:01'01.5	(130) (128) (113)	2:02'49.3 3:28'01.9 5:29'03.4	(130) (129) (113)	5:29'03.4	42'48.5 1:07'34.4 1:55'15.5	
114	144	MALFERTHEINER	Werner	ITA		1:57'41.8 1:28'06.4 2:03'34.2	(120) (133) (116)	1:57'41.8 3:25'48.2 5:29'22.4	(120) (124) (114)	5:29'22.4	37'41.0 1:05'20.7 1:55'34.5	
115	172	VALENTINI	Stefano	ITA		2:05'06.6 1:24'30.1 1:59'57.2	(137) (123) (110)	2:05'06.6 3:29'36.7 5:29'33.9	(137) (132) (115)	5:29'33.9	45'05.8 1:09'09.2 1:55'46.0	
116	63	BAROZZI	Massimo	ITA		1:56'29.8 1:22'05.6 2:14'26.9	(116) (118) (131)	1:56'29.8 3:18'35.4 5:33'02.3	(116) (113) (116)	5:33'02.3	36'29.0 58'07.9 1:59'14.4	
117	98	MOSER	Manfred	ITA		2:03'43.9 1:24'48.7 2:05'12.7	(132) (126) (123)	2:03'43.9 3:28'32.6 5:33'45.3	(132) (130) (117)	5:33'45.3	43'43.1 1:08'05.1 1:59'57.4	
118	102	BIASI	Stephan	ITA		2:00'45.5 1:28'09.8 2:04'50.8	(128) (134) (120)	2:00'45.5 3:28'55.3 5:33'46.1	(128) (131) (118)	5:33'46.1	40'44.7 1:08'27.8 1:59'58.2	
119	52	GAMBERONI	Klaus	ITA		1:58'13.2 1:28'43.2 2:08'44.4	(121) (137) (125)	1:58'13.2 3:26'56.4 5:35'40.8	(121) (126) (119)	5:35'40.8	38'12.4 1:06'28.9 2:01'52.9	
120	101	SEEBACHER	Ulrich	ITA		1:55'49.6 1:24'35.0 2:17'43.9	(113) (124) (133)	1:55'49.6 3:20'24.6 5:38'08.5	(113) (116) (120)	5:38'08.5	35'48.8 59'57.1 2:04'20.6	
121	150	PERIN	Tiziano	ITA		2:14'07.8 1:25'16.5 1:59'12.2	(154) (129) (109)	2:14'07.8 3:39'24.3 5:38'36.5	(154) (141) (121)	5:38'36.5	54'07.0 1:18'56.8 2:04'48.6	
122	179	DEGASPERI	Paolo	ITA		2:04'02.9 1:25'34.1 2:09'18.7	(133) (130) (126)	2:04'02.9 3:29'37.0 5:38'55.7	(133) (133) (122)	5:38'55.7	44'02.1 1:09'09.5 2:05'07.8	

POS	NUM PETT	SQUADRA CODICE	COGNOME e NOME	COM	COD. AN	TEMPO FRAZ.	POS FRAZ.	TOTALE STAFF.	POS STAFF.	TEMPO FINALE	DISTACCO	PNT TAB
123	87	MARKART	Hannes	ITA		1:58'20.9 1:20'29.4 2:20'09.4	(122) (110) (134)	1:58'20.9 3:18'50.3 5:38'59.7	(122) (114) (123)	5:38'59.7	38'20.1 58'22.8 2:05'11.8	
124	115	COLOMBO	Mattia	ITA		1:59'07.5 1:23'56.3 2:16'30.3	(124) (120) (132)	1:59'07.5 3:23'03.8 5:39'34.1	(124) (122) (124)	5:39'34.1	39'06.7 1:02'36.3 2:05'46.2	
125	49	BETTEGA	Federico	ITA		2:10'21.5 1:26'44.6 2:03'34.2	(146) (131) (116)	2:10'21.5 3:37'06.1 5:40'40.3	(146) (137) (125)	5:40'40.3	50'20.7 1:16'38.6 2:06'52.4	
126	120	KAINHOFER	Peter	AUT		2:07'22.7 1:40'41.5 1:54'27.8	(140) (158) (100)	2:07'22.7 3:48'04.2 5:42'32.0	(140) (151) (126)	5:42'32.0	47'21.9 1:27'36.7 2:08'44.1	
127	83	GRUENER	Guenther	ITA		2:18'46.6 1:32'12.0 1:55'59.9	(160) (144) (104)	2:18'46.6 3:50'58.6 5:46'58.5	(160) (153) (127)	5:46'58.5	58'45.8 1:30'31.1 2:13'10.6	
128	174	CAMPANARO	Flavio	ITA		2:10'49.4 1:35'02.9 2:01'33.4	(148) (149) (114)	2:10'49.4 3:45'52.3 5:47'25.7	(148) (147) (128)	5:47'25.7	50'48.6 1:25'24.8 2:13'37.8	
129	162	BIANCHINI	Graziano	ITA		2:13'43.3 1:30'01.3 2:05'01.0	(152) (139) (121)	2:13'43.3 3:43'44.6 5:48'45.6	(152) (143) (129)	5:48'45.6	53'42.5 1:23'17.1 2:14'57.7	
130	167	SULZER	Walter	ITA		2:09'13.5 1:28'12.8 2:12'11.7	(145) (135) (129)	2:09'13.5 3:37'26.3 5:49'38.0	(145) (138) (130)	5:49'38.0	49'12.7 1:16'58.8 2:15'50.1	
131	148	DALLACOSTA	Mauro	ITA		2:07'02.7 1:19'00.6 2:24'14.8	(138) (103) (135)	2:07'02.7 3:26'03.3 5:50'18.1	(138) (125) (131)	5:50'18.1	47'01.9 1:05'35.8 2:16'30.2	
132	147	FAISSTNAUER	Gottfried	ITA		2:08'12.7 1:30'31.3 2:11'47.4	(142) (140) (128)	2:08'12.7 3:38'44.0 5:50'31.4	(142) (140) (132)	5:50'31.4	48'11.9 1:18'16.5 2:16'43.5	
133	47	BENAMATI	Michele	ITA		1:42'38.1 1:28'30.2 2:39'55.8	(55) (136) (140)	1:42'38.1 3:11'08.3 5:51'04.1	(55) (98) (133)	5:51'04.1	22'37.3 50'40.8 2:17'16.2	
134	187	LEONI	Renato	ITA		1:42'39.3 1:27'11.6 2:41'14.9	(56) (132) (141)	1:42'39.3 3:09'50.9 5:51'05.8	(56) (95) (134)	5:51'05.8	22'38.5 49'23.4 2:17'17.9	
135	55	MATSCHKE	Stefan	GER		2:25'20.5 1:24'12.1 2:04'11.2	(166) (121) (119)	2:25'20.5 3:49'32.6 5:53'43.8	(166) (152) (135)	5:53'43.8	1:05'19.7 1:29'05.1 2:19'55.9	
136	153	SASSANO	Joseph	ITA		2:21'56.8 1:29'33.4 2:03'35.8	(163) (138) (118)	2:21'56.8 3:51'30.2 5:55'06.0	(163) (154) (136)	5:55'06.0	1:01'56.0 1:31'02.7 2:21'18.1	

POS	NUM PETT	SQUADRA CODICE	COGNOME e NOME	COM	COD. AN	TEMPO FRAZ.	POS FRAZ.	TOTALE STAFF.	POS STAFF.	TEMPO FINALE	DISTACCO	PNT TAB
137	139	FRANCESCHI	Giuseppe	ITA		2:10'31.7 1:32'08.5 2:13'20.6	(147) (143) (130)	2:10'31.7 3:42'40.2 5:56'00.8	(147) (142) (137)	5:56'00.8	50'30.9 1:22'12.7 2:22'12.9	
138	164	LORENZI	Sergio	ITA		1:55'41.9 1:35'18.3 2:28'11.0	(111) (150) (139)	1:55'41.9 3:31'00.2 5:59'11.2	(111) (134) (138)	5:59'11.2	35'41.1 1:10'32.7 2:25'23.3	
139	132	FANTINI	Enrico	ITA		2:14'24.9 1:39'37.4 2:08'36.3	(155) (156) (124)	2:14'24.9 3:54'02.3 6:02'38.6	(155) (156) (139)	6:02'38.6	54'24.1 1:33'34.8 2:28'50.7	
140	95	HOLZNER	Michael	ITA		2:04'10.8 1:34'31.0 2:24'49.8	(134) (147) (136)	2:04'10.8 3:38'41.8 6:03'31.6	(134) (139) (140)	6:03'31.6	44'10.0 1:18'14.3 2:29'43.7	
141	165	CESCATO	Denis	ITA		2:15'27.7 1:30'31.9 2:27'14.8	(159) (141) (137)	2:15'27.7 3:45'59.6 6:13'14.4	(159) (149) (141)	6:13'14.4	55'26.9 1:25'32.1 2:39'26.5	
142	77	RINALDO	Alfio	ITA		2:11'22.6 1:34'35.3 2:27'17.6	(149) (148) (138)	2:11'22.6 3:45'57.9 6:13'15.5	(149) (148) (142)	6:13'15.5	51'21.8 1:25'30.4 2:39'27.6	
143	186	TAVERNINI	Andrea	ITA		1:53'04.7 1:40'37.2 2:55'26.4	(103) (157) (143)	1:53'04.7 3:33'41.9 6:29'08.3	(103) (136) (143)	6:29'08.3	33'03.9 1:13'14.4 2:55'20.4	
144	91	WOERNER	Gregor	GER		2:08'26.1 1:35'25.6 2:47'17.3	(143) (151) (142)	2:08'26.1 3:43'51.7 6:31'09.0	(143) (144) (144)	6:31'09.0	48'25.3 1:23'24.2 2:57'21.1	
		ISCRITTI	171								
		NON PARTITI	...	1								
156	DORFMANN	Manfred		ITA								
		NON ARRIVATI	..	26								
15	OBENDORFER	Richard		AUT		1:27'31.9	(14)	1:27'31.9	(14)		7'31.1	
39	MILESI	Bruno		ITA		1:38'32.7 1:14'00.6	(38) (70)	1:38'32.7 2:52'33.3	(38) (51)		18'31.9 32'05.8	
40	LINDNER	Stephan		GER		2:27'52.1 1:47'06.6	(168) (161)	2:27'52.1 4:14'58.7	(168) (163)		1:07'51.3 1:54'31.2	
50	HUEBNER	Hansjoerg		GER		1:59'36.9 1:18'17.7	(125) (98)	1:59'36.9 3:17'54.6	(125) (110)		39'36.1 57'27.1	

POS	NUM PETT	SQUADRA CODICE	COGNOME e NOME	COM	COD. AN	TEMPO FRAZ.	POS FRAZ.	TOTALE STAFF.	POS STAFF.	TEMPO FINALE	DISTACCO	PNT TAB
53	KORBER	Jürgen	GER			2:29'00.9 1:51'34.4	(169) (165)	2:29'00.9 4:20'35.3	(169) (165)		1:09'00.1 2:00'07.8	
64	CAINELLI	Claudio	ITA			2:07'33.6 1:37'53.6	(141) (154)	2:07'33.6 3:45'27.2	(141) (146)		47'32.8 1:24'59.7	
71	HEININGER	Bernhard	ITA			2:29'13.2 1:47'24.4	(170) (162)	2:29'13.2 4:16'37.6	(170) (164)		1:09'12.4 1:56'10.1	
72	ROSSARO	Massimo	ITA			2:23'18.3 1:47'46.0	(165) (163)	2:23'18.3 4:11'04.3	(165) (161)		1:03'17.5 1:50'36.8	
81	ORSI	Cristian	ITA			2:20'26.3 1:36'33.9	(162) (152)	2:20'26.3 3:57'00.2	(162) (158)		1:00'25.5 1:36'32.7	
84	AINHAUSER	Walter	ITA			1:40'35.9	(45)	1:40'35.9	(45)		20'35.1	
89	ZOEGGELER	Werner	ITA			2:15'13.0 1:38'45.3	(156) (155)	2:15'13.0 3:53'58.3	(156) (155)		55'12.2 1:33'30.8	
92	FOLIE	Stefan	ITA			1:44'50.3 1:31'18.0	(65) (142)	1:44'50.3 3:16'08.3	(65) (107)		24'49.5 55'40.8	
106	SCHMIDT	Tilo	GER			2:15'21.4 1:44'04.9	(158) (160)	2:15'21.4 3:59'26.3	(158) (159)		55'20.6 1:38'58.8	
118	CALZOLARI	Nicola	ITA			2:11'49.0	(150)	2:11'49.0	(150)		51'48.2	
121	TOSOLINI	Ermanno	ITA			1:41'06.1 1:11'12.1	(50) (41)	1:41'06.1 2:52'18.2	(50) (48)		21'05.3 31'50.7	
125	EGGER	Norbert	ITA			1:51'52.3 1:17'24.1	(98) (89)	1:51'52.3 3:09'16.4	(98) (93)		31'51.5 48'48.9	
135	EDER	Robert	AUT			1:30'32.9 1:12'28.0	(19) (56)	1:30'32.9 2:43'00.9	(19) (23)		10'32.1 22'33.4	
136	BARBARESCO	Luca	ITA			2:08'33.6 1:36'34.6	(144) (153)	2:08'33.6 3:45'08.2	(144) (145)		48'32.8 1:24'40.7	

POS	NUM PETT	SQUADRA CODICE	COGNOME e NOME	COM	COD. AN	TEMPO FRAZ.	POS FRAZ.	TOTALE STAFF.	POS STAFF.	TEMPO FINALE	DISTACCO	PNT TAB
146	GENETTI	Silvano		ITA		1:46'45.3 1:17'00.0	(82) (86)	1:46'45.3 3:03'45.3	(82) (85)		26'44.5 43'17.8	
154	ZISCHG	Hubert		ITA		2:20'11.0 1:34'19.7	(161) (146)	2:20'11.0 3:54'30.7	(161) (157)		1:00'10.2 1:34'03.2	
155	LAUDIERI	Ivo Paul		ITA		2:13'44.4 1:33'29.9	(153) (145)	2:13'44.4 3:47'14.3	(153) (150)		53'43.6 1:26'46.8	
163	CALLIGARIS	Massimo		ITA		2:00'14.8 1:22'03.0	(127) (117)	2:00'14.8 3:22'17.8	(127) (121)		40'14.0 1:01'50.3	
178	FACCHINI	Janis		ITA		1:46'34.2 1:14'28.1	(79) (75)	1:46'34.2 3:01'02.3	(79) (73)		26'33.4 40'34.8	
181	ASCHERI	Marco		ITA		2:22'33.3 1:48'31.6	(164) (164)	2:22'33.3 4:11'04.9	(164) (162)		1:02'32.5 1:50'37.4	
182	MARCHESI	Claudio		ITA		2:26'04.7 1:43'05.5	(167) (159)	2:26'04.7 4:09'10.2	(167) (160)		1:06'03.9 1:48'42.7	
197	STEINER	Herbert		ITA		1:45'27.3	(75)	1:45'27.3	(75)		25'26.5	
		SQUALIFICATI	..	0								



5.OETZI MARATHON 19-20/04/2008

CLASSIFICA UFFICIALE



POS	NUM PETT	SQUADRA CODICE	COGNOME e NOME	COM	COD. AN	TEMPO FRAZ.	POS FRAZ.	TOTALE STAFF.	POS STAFF.	TEMPO FINALE	DISTACCO	PNT TAB
MASCHILE / MAENNlich UNDER 40												
1	1	KOGLER	Stefan	AUT		1:21'11.6 1:00'09.4 1:12'26.9	(3) (9) (2)	1:21'11.6 2:21'21.0 3:33'47.9	(3) (4) (1)	3:33'47.9	45.4 53.5 0.0	
2	6	LAINER	Hans	AUT		1:21'09.6 1:00'03.6 1:14'56.0	(2) (8) (4)	1:21'09.6 2:21'13.2 3:36'09.2	(2) (3) (2)	3:36'09.2	43.4 45.7 2'21.3	
3	4	WIELTSCHNIG	Silvio	AUT		1:20'26.2 1:00'01.3 1:16'29.8	(1) (7) (5)	1:20'26.2 2:20'27.5 3:36'57.3	(1) (1) (3)	3:36'57.3	0.0 0.0 3'09.4	
4	13	LEX	Konrad	GER		1:27'43.7 58'43.5 1:11'21.3	(10) (3) (1)	1:27'43.7 2:26'27.2 3:37'48.5	(10) (9) (4)	3:37'48.5	7'17.5 5'59.7 4'00.6	
5	9	OSELE	Roland	ITA		1:23'57.8 57'41.7 1:20'14.6	(7) (2) (8)	1:23'57.8 2:21'39.5 3:41'54.1	(7) (5) (5)	3:41'54.1	3'31.6 1'12.0 8'06.2	
6	199	MEZZANOTTE	Mirco	ITA		1:24'26.9 1:00'01.1 1:19'38.1	(8) (6) (7)	1:24'26.9 2:24'28.0 3:44'06.1	(8) (8) (6)	3:44'06.1	4'00.7 4'00.5 10'18.2	
7	7	WIDAUER	Stefan	AUT		1:23'29.0 59'16.4 1:23'04.5	(4) (5) (9)	1:23'29.0 2:22'45.4 3:45'49.9	(4) (6) (7)	3:45'49.9	3'02.8 2'17.9 12'02.0	
8	17	THALER	Benjamin	ITA		1:27'15.4 1:03'53.8 1:14'55.5	(9) (16) (3)	1:27'15.4 2:31'09.2 3:46'04.7	(9) (10) (8)	3:46'04.7	6'49.2 10'41.7 12'16.8	
9	10	BAUER	Sigi	AUT		1:23'55.4 59'05.6 1:29'26.5	(6) (4) (14)	1:23'55.4 2:23'01.0 3:52'27.5	(6) (7) (9)	3:52'27.5	3'29.2 2'33.5 18'39.6	
10	16	DECLARA	Matthias	ITA		1:31'06.5 1:03'51.8 1:18'53.2	(14) (15) (6)	1:31'06.5 2:34'58.3 3:53'51.5	(14) (13) (10)	3:53'51.5	10'40.3 14'30.8 20'03.6	



POS	NUM PETT	SQUADRA CODICE	COGNOME e NOME	COM	COD. AN	TEMPO FRAZ.	POS FRAZ.	TOTALE STAFF.	POS STAFF.	TEMPO FINALE	DISTACCO	PNT TAB
11	12	SCANU	Mario	ITA		1:29'57.1 1:02'20.3 1:29'00.3	(11) (13) (12)	1:29'57.1 2:32'17.4 4:01'17.7	(11) (11) (11)	4:01'17.7	9'30.9 11'49.9 27'29.8	
12	20	WEISSENHORN	Oswald	ITA		1:23'54.4 56'54.5 1:42'30.0	(5) (1) (40)	1:23'54.4 2:20'48.9 4:03'18.9	(5) (2) (12)	4:03'18.9	3'28.2 21.4 29'31.0	
13	36	THALER	Sigmund	ITA		1:34'28.2 1:05'42.4 1:28'09.4	(17) (18) (10)	1:34'28.2 2:40'10.6 4:08'20.0	(17) (14) (13)	4:08'20.0	14'02.0 19'43.1 34'32.1	
14	126	VIANA	Peter	ITA		1:31'29.2 1:01'50.1 1:36'59.7	(15) (11) (28)	1:31'29.2 2:33'19.3 4:10'19.0	(15) (12) (14)	4:10'19.0	11'03.0 12'51.8 36'31.1	
15	37	PICCOLI	Alessandro	ITA		1:40'33.3 1:00'18.9 1:29'58.6	(32) (10) (17)	1:40'33.3 2:40'52.2 4:10'50.8	(32) (15) (15)	4:10'50.8	20'07.1 20'24.7 37'02.9	
16	38	DAPIT	Fulvio	ITA		1:38'48.1 1:02'19.4 1:29'44.0	(28) (12) (16)	1:38'48.1 2:41'07.5 4:10'51.5	(28) (16) (16)	4:10'51.5	18'21.9 20'40.0 37'03.6	
17	133	FENAROLI	Diego	ITA		1:30'17.9 1:11'58.9 1:28'41.5	(12) (37) (11)	1:30'17.9 2:42'16.8 4:10'58.3	(12) (17) (17)	4:10'58.3	9'51.7 21'49.3 37'10.4	
18	80	MOSER	Christian	ITA		1:39'44.4 1:04'06.8 1:31'41.8	(29) (17) (22)	1:39'44.4 2:43'51.2 4:15'33.0	(29) (19) (18)	4:15'33.0	19'18.2 23'23.7 41'45.1	
19	45	THALER	Winfrid	ITA		1:35'48.3 1:12'14.0 1:29'30.5	(22) (38) (15)	1:35'48.3 2:48'02.3 4:17'32.8	(22) (25) (19)	4:17'32.8	15'22.1 27'34.8 43'44.9	
20	107	WELLENZOHN	Klaus	ITA		1:40'22.5 1:07'18.7 1:30'32.6	(30) (21) (18)	1:40'22.5 2:47'41.2 4:18'13.8	(30) (24) (20)	4:18'13.8	19'56.3 27'13.7 44'25.9	
21	194	UNTERHUBER	Gerhard	ITA		1:36'43.1 1:11'26.0 1:30'55.6	(25) (35) (20)	1:36'43.1 2:48'09.1 4:19'04.7	(25) (26) (21)	4:19'04.7	16'16.9 27'41.6 45'16.8	
22	44	MITTERHOFER	Stefan	ITA		1:34'39.6 1:09'18.7 1:35'19.7	(19) (26) (26)	1:34'39.6 2:43'58.3 4:19'18.0	(19) (20) (22)	4:19'18.0	14'13.4 23'30.8 45'30.1	
23	188	SPARBER	Robert	ITA		1:35'49.8 1:11'24.1 1:33'13.0	(23) (34) (23)	1:35'49.8 2:47'13.9 4:20'26.9	(23) (23) (23)	4:20'26.9	15'23.6 26'46.4 46'39.0	
24	129	LERCHER	Karl	ITA		1:44'26.8 1:06'17.4 1:31'09.3	(43) (19) (21)	1:44'26.8 2:50'44.2 4:21'53.5	(43) (28) (24)	4:21'53.5	24'00.6 30'16.7 48'05.6	

POS	NUM PETT	SQUADRA CODICE	COGNOME e NOME	COM	COD. AN	TEMPO FRAZ.	POS FRAZ.	TOTALE STAFF.	POS STAFF.	TEMPO FINALE	DISTACCO	PNT TAB
25	86	NIEDERKOFLER	Stefan	ITA		1:40'44.4 1:11'23.7 1:30'53.9	(35) (33) (19)	1:40'44.4 2:52'08.1 4:23'02.0	(35) (35) (25)	4:23'02.0	20'18.2 31'40.6 49'14.1	
26	131	DI FRANCESCO	Luca	ITA		1:44'34.4 1:06'24.5 1:33'22.1	(44) (20) (24)	1:44'34.4 2:50'58.9 4:24'21.0	(44) (30) (26)	4:24'21.0	24'08.2 30'31.4 50'33.1	
27	78	RABENSTEINER	Alexander	ITA		1:38'03.9 1:08'04.1 1:40'14.8	(27) (22) (35)	1:38'03.9 2:46'08.0 4:26'22.8	(27) (22) (27)	4:26'22.8	17'37.7 25'40.5 52'34.9	
28	149	PERIN	Pietro	ITA		1:41'54.2 1:08'45.5 1:37'07.0	(37) (24) (29)	1:41'54.2 2:50'39.7 4:27'46.7	(37) (27) (28)	4:27'46.7	21'28.0 30'12.2 53'58.8	
29	60	MURR	Florian	ITA		1:48'04.0 1:11'22.8 1:29'24.1	(58) (32) (13)	1:48'04.0 2:59'26.8 4:28'50.9	(58) (47) (29)	4:28'50.9	27'37.8 38'59.3 55'03.0	
30	11	KURZ	Michael	AUT		1:40'38.0 1:12'21.7 1:35'52.3	(34) (40) (27)	1:40'38.0 2:52'59.7 4:28'52.0	(34) (39) (30)	4:28'52.0	20'11.8 32'32.2 55'04.1	
31	56	STUEFER	Erwin	ITA		1:34'44.3 1:17'46.1 1:37'55.9	(21) (63) (31)	1:34'44.3 2:52'30.4 4:30'26.3	(21) (37) (31)	4:30'26.3	14'18.1 32'02.9 56'38.4	
32	145	MEISTER	Wolfgang	AUT		1:37'27.6 1:14'08.3 1:41'22.2	(26) (47) (37)	1:37'27.6 2:51'35.9 4:32'58.1	(26) (34) (32)	4:32'58.1	17'01.4 31'08.4 59'10.2	
33	43	ILLMER	Lorenz	ITA		1:34'36.0 1:10'48.2 1:49'11.5	(18) (28) (56)	1:34'36.0 2:45'24.2 4:34'35.7	(18) (21) (33)	4:34'35.7	14'09.8 24'56.7 1:00'47.8	
34	183	SANNA	Luca	ITA		1:44'14.4 1:08'17.6 1:42'26.6	(42) (23) (39)	1:44'14.4 2:52'32.0 4:34'58.6	(42) (38) (34)	4:34'58.6	23'48.2 32'04.5 1:01'10.7	
35	127	WENDT	Manuel	ITA		1:45'10.7 1:09'16.5 1:40'40.3	(47) (25) (36)	1:45'10.7 2:54'27.2 4:35'07.5	(47) (41) (35)	4:35'07.5	24'44.5 33'59.7 1:01'19.6	
36	79	CLEMENTI	Georg	ITA		1:40'31.5 1:11'01.9 1:43'35.1	(31) (29) (43)	1:40'31.5 2:51'33.4 4:35'08.5	(31) (33) (36)	4:35'08.5	20'05.3 31'05.9 1:01'20.6	
37	130	HOFER	Christoph	ITA		1:45'07.6 1:12'31.9 1:38'14.0	(46) (42) (32)	1:45'07.6 2:57'39.5 4:35'53.5	(46) (44) (37)	4:35'53.5	24'41.4 37'12.0 1:02'05.6	
38	123	LEITNER	Paul	ITA		1:43'43.0 1:13'54.6 1:38'49.7	(41) (45) (33)	1:43'43.0 2:57'37.6 4:36'27.3	(41) (43) (38)	4:36'27.3	23'16.8 37'10.1 1:02'39.4	


POS	NUM PETT	SQUADRA CODICE	COGNOME e NOME	COM	COD. AN	TEMPO FRAZ.	POS FRAZ.	TOTALE STAFF.	POS STAFF.	TEMPO FINALE	DISTACCO	PNT TAB
39	189	SCHENK	Andreas	ITA		1:35'58.8 1:15'33.2 1:44'58.1	(24) (55) (45)	1:35'58.8 2:51'32.0 4:36'30.1	(24) (32) (39)	4:36'30.1	15'32.6 31'04.5 1:02'42.2	
40	196	CESCONI	Lorenzo	ITA		1:52'15.1 1:10'41.7 1:33'33.9	(66) (27) (25)	1:52'15.1 3:02'56.8 4:36'30.7	(66) (53) (40)	4:36'30.7	31'48.9 42'29.3 1:02'42.8	
41	51	DIPPACHER	Matthias	GER		1:47'43.5 1:03'08.9 1:46'57.3	(56) (14) (49)	1:47'43.5 2:50'52.4 4:37'49.7	(56) (29) (41)	4:37'49.7	27'17.3 30'24.9 1:04'01.8	
42	177	FACCHINI	David	ITA		1:46'06.7 1:14'26.6 1:37'18.8	(50) (49) (30)	1:46'06.7 3:00'33.3 4:37'52.1	(50) (48) (42)	4:37'52.1	25'40.5 40'05.8 1:04'04.2	
43	70	VALTINGOIER	Christian	ITA		1:41'58.7 1:12'17.7 1:48'18.5	(38) (39) (52)	1:41'58.7 2:54'16.4 4:42'34.9	(38) (40) (43)	4:42'34.9	21'32.5 33'48.9 1:08'47.0	
44	99	GERSTGRASSER	Wilmar	ITA		1:34'42.1 1:16'24.5 1:51'39.7	(20) (57) (60)	1:34'42.1 2:51'06.6 4:42'46.3	(20) (31) (44)	4:42'46.3	14'15.9 30'39.1 1:08'58.4	
45	48	PITZER	Thomas	AUT		1:46'57.2 1:14'22.0 1:42'33.1	(55) (48) (41)	1:46'57.2 3:01'19.2 4:43'52.3	(55) (50) (45)	4:43'52.3	26'31.0 40'51.7 1:10'04.4	
46	108	BOLIS	Matteo	ITA		1:49'19.3 1:12'49.7 1:41'53.4	(60) (43) (38)	1:49'19.3 3:02'09.0 4:44'02.4	(60) (52) (46)	4:44'02.4	28'53.1 41'41.5 1:10'14.5	
47	61	BAUMSCHLAGER	Alex	AUT		1:34'25.8 1:20'59.5 1:49'56.0	(16) (70) (57)	1:34'25.8 2:55'25.3 4:45'21.3	(16) (42) (47)	4:45'21.3	13'59.6 34'57.8 1:11'33.4	
48	166	WEISSTEINER	Stefan	ITA		1:45'03.2 1:13'57.8 1:46'45.1	(45) (46) (48)	1:45'03.2 2:59'01.0 4:45'46.1	(45) (46) (48)	4:45'46.1	24'37.0 38'33.5 1:11'58.2	
49	193	FRISCHMANN	Dietmar	AUT		1:49'06.4 1:17'27.5 1:39'42.5	(59) (62) (34)	1:49'06.4 3:06'33.9 4:46'16.4	(59) (58) (49)	4:46'16.4	28'40.2 46'06.4 1:12'28.5	
50	137	VISINTAINER	Valter	ITA		1:50'16.5 1:11'16.1 1:48'57.1	(63) (31) (55)	1:50'16.5 3:01'32.6 4:50'29.7	(63) (51) (50)	4:50'29.7	29'50.3 41'05.1 1:16'41.8	
51	159	MASTROTTO	Michele	ITA		1:52'53.9 1:15'18.3 1:43'03.0	(67) (53) (42)	1:52'53.9 3:08'12.2 4:51'15.2	(67) (60) (51)	4:51'15.2	32'27.7 47'44.7 1:17'27.3	
52	119	BOZZOLAN	Serge	ITA		1:49'22.4 1:18'02.3 1:44'21.4	(61) (64) (44)	1:49'22.4 3:07'24.7 4:51'46.1	(61) (59) (52)	4:51'46.1	28'56.2 46'57.2 1:17'58.2	

POS	NUM PETT	SQUADRA CODICE	COGNOME e NOME	COM	COD. AN	TEMPO FRAZ.	POS FRAZ.	TOTALE STAFF.	POS STAFF.	TEMPO FINALE	DISTACCO	PNT TAB
53	171	MERLER	Tiziano	ITA		1:45'12.1 1:18'42.0 1:48'27.9	(48) (66) (53)	1:45'12.1 3:03'54.1 4:52'22.0	(48) (57) (53)	4:52'22.0	24'45.9 43'26.6 1:18'34.1	
54	113	HEIDENBERGER	Alexander	ITA		1:46'38.7 1:16'22.7 1:53'29.6	(53) (56) (62)	1:46'38.7 3:03'01.4 4:56'31.0	(53) (54) (54)	4:56'31.0	26'12.5 42'33.9 1:22'43.1	
55	62	HOUSKA	David	ITA		2:00'11.8 1:14'28.8 1:45'00.9	(76) (51) (46)	2:00'11.8 3:14'40.6 4:59'41.5	(76) (68) (55)	4:59'41.5	39'45.6 54'13.1 1:25'53.6	
56	104	FUCCI	Stefano	ITA		1:46'18.0 1:11'30.5 2:02'02.9	(51) (36) (70)	1:46'18.0 2:57'48.5 4:59'51.4	(51) (45) (56)	4:59'51.4	25'51.8 37'21.0 1:26'03.5	
57	54	KRUSELBURGER	Alexander	ITA		1:55'56.0 1:13'29.9 1:52'11.0	(74) (44) (61)	1:55'56.0 3:09'25.9 5:01'36.9	(74) (63) (57)	5:01'36.9	35'29.8 48'58.4 1:27'49.0	
58	111	ORLANDO	Luca	ITA		1:55'48.2 1:19'14.4 1:46'36.6	(72) (68) (47)	1:55'48.2 3:15'02.6 5:01'39.2	(72) (70) (58)	5:01'39.2	35'22.0 54'35.1 1:27'51.3	
59	105	DEMETZ	Georg	ITA		1:47'46.7 1:15'29.3 2:00'07.2	(57) (54) (67)	1:47'46.7 3:03'16.0 5:03'23.2	(57) (55) (59)	5:03'23.2	27'20.5 42'48.5 1:29'35.3	
60	169	STROBL	GÜntner	ITA		1:54'05.9 1:14'56.0 1:55'59.0	(69) (52) (64)	1:54'05.9 3:09'01.9 5:05'00.9	(69) (61) (60)	5:05'00.9	33'39.7 48'34.4 1:31'13.0	
61	157	STOCCHERO	Francesco	ITA		1:54'13.2 1:20'36.5 1:50'29.2	(70) (69) (58)	1:54'13.2 3:14'49.7 5:05'18.9	(70) (69) (61)	5:05'18.9	33'47.0 54'22.2 1:31'31.0	
62	96	GRASSERO	Paolo	ITA		2:00'48.5 1:17'09.7 1:47'54.2	(79) (60) (50)	2:00'48.5 3:17'58.2 5:05'52.4	(79) (71) (62)	5:05'52.4	40'22.3 57'30.7 1:32'04.5	
63	59	PANGRAZZI	Paolo	ITA		1:50'03.0	(62)	1:50'03.0	(62)	5:08'12.2	29'36.8	
								5:08'12.2	(63)		1:34'24.3	
64	142	LEONARDELLI	Daniele	ITA		1:55'40.6 1:24'19.3 1:48'31.0	(71) (74) (54)	1:55'40.6 3:19'59.9 5:08'30.9	(71) (72) (64)	5:08'30.9	35'14.4 59'32.4 1:34'43.0	
65	128	MEZZI	Giuseppe	ITA		1:50'59.2 1:19'13.6 2:00'50.6	(64) (67) (68)	1:50'59.2 3:10'12.8 5:11'03.4	(64) (65) (65)	5:11'03.4	30'33.0 49'45.3 1:37'15.5	
66	88	MATTIELLO	Samuele	ITA		2:04'56.6 1:18'07.6 1:50'37.4	(83) (65) (59)	2:04'56.6 3:23'04.2 5:13'41.6	(83) (76) (66)	5:13'41.6	44'30.4 1:02'36.7 1:39'53.7	

POS	NUM PETT	SQUADRA CODICE	COGNOME e NOME	COM	COD. AN	TEMPO FRAZ.	POS FRAZ.	TOTALE STAFF.	POS STAFF.	TEMPO FINALE	DISTACCO	PNT TAB
67	161	TOMASELLI	Danilo	ITA		2:05'04.3 1:21'56.0 1:48'03.6	(84) (71) (51)	2:05'04.3 3:27'00.3 5:15'03.9	(84) (77) (67)	5:15'03.9	44'38.1 1:06'32.8 1:41'16.0	
68	46	GOTTARDI	Andrea	ITA		1:53'28.5 1:16'52.7 2:10'02.3	(68) (58) (76)	1:53'28.5 3:10'21.2 5:20'23.5	(68) (66) (68)	5:20'23.5	33'02.3 49'53.7 1:46'35.6	
69	85	HOLZNER	Roland	ITA		2:02'49.3 1:25'12.6 2:01'01.5	(80) (77) (69)	2:02'49.3 3:28'01.9 5:29'03.4	(80) (78) (69)	5:29'03.4	42'23.1 1:07'34.4 1:55'15.5	
70	172	VALENTINI	Stefano	ITA		2:05'06.6 1:24'30.1 1:59'57.2	(85) (75) (66)	2:05'06.6 3:29'36.7 5:29'33.9	(85) (80) (70)	5:29'33.9	44'40.4 1:09'09.2 1:55'46.0	
71	102	BIASI	Stephan	ITA		2:00'45.5 1:28'09.8 2:04'50.8	(78) (82) (73)	2:00'45.5 3:28'55.3 5:33'46.1	(78) (79) (71)	5:33'46.1	40'19.3 1:08'27.8 1:59'58.2	
72	101	SEEBACHER	Ulrich	ITA		1:55'49.6 1:24'35.0 2:17'43.9	(73) (76) (78)	1:55'49.6 3:20'24.6 5:38'08.5	(73) (73) (72)	5:38'08.5	35'23.4 59'57.1 2:04'20.6	
73	150	PERIN	Tiziano	ITA		2:14'07.8 1:25'16.5 1:59'12.2	(91) (78) (65)	2:14'07.8 3:39'24.3 5:38'36.5	(91) (84) (73)	5:38'36.5	53'41.6 1:18'56.8 2:04'48.6	
74	179	DEGASPERI	Paolo	ITA		2:04'02.9 1:25'34.1 2:09'18.7	(81) (79) (75)	2:04'02.9 3:29'37.0 5:38'55.7	(81) (81) (74)	5:38'55.7	43'36.7 1:09'09.5 2:05'07.8	
75	115	COLOMBO	Mattia	ITA		1:59'07.5 1:23'56.3 2:16'30.3	(75) (73) (77)	1:59'07.5 3:23'03.8 5:39'34.1	(75) (75) (75)	5:39'34.1	38'41.3 1:02'36.3 2:05'46.2	
76	49	BETTEGA	Federico	ITA		2:10'21.5 1:26'44.6 2:03'34.2	(87) (80) (71)	2:10'21.5 3:37'06.1 5:40'40.3	(87) (82) (76)	5:40'40.3	49'55.3 1:16'38.6 2:06'52.4	
77	120	KAINHOFER	Peter	AUT		2:07'22.7 1:40'41.5 1:54'27.8	(86) (91) (63)	2:07'22.7 3:48'04.2 5:42'32.0	(86) (88) (77)	5:42'32.0	46'56.5 1:27'36.7 2:08'44.1	
78	162	BIANCHINI	Graziano	ITA		2:13'43.3 1:30'01.3 2:05'01.0	(89) (85) (74)	2:13'43.3 3:43'44.6 5:48'45.6	(89) (85) (78)	5:48'45.6	53'17.1 1:23'17.1 2:14'57.7	
79	47	BENAMATI	Michele	ITA		1:42'38.1 1:28'30.2 2:39'55.8	(39) (83) (81)	1:42'38.1 3:11'08.3 5:51'04.1	(39) (67) (79)	5:51'04.1	22'11.9 50'40.8 2:17'16.2	
80	187	LEONI	Renato	ITA		1:42'39.3 1:27'11.6 2:41'14.9	(40) (81) (82)	1:42'39.3 3:09'50.9 5:51'05.8	(40) (64) (80)	5:51'05.8	22'13.1 49'23.4 2:17'17.9	

POS	NUM PETT	SQUADRA CODICE	COGNOME e NOME	COM	COD. AN	TEMPO FRAZ.	POS FRAZ.	TOTALE STAFF.	POS STAFF.	TEMPO FINALE	DISTACCO	PNT TAB
81	153	SASSANO	Joseph	ITA		2:21'56.8 1:29'33.4 2:03'35.8	(95) (84) (72)	2:21'56.8 3:51'30.2 5:55'06.0	(95) (89) (81)	5:55'06.0	1:01'30.6 1:31'02.7 2:21'18.1	
82	95	HOLZNER	Michael	ITA		2:04'10.8 1:34'31.0 2:24'49.8	(82) (88) (79)	2:04'10.8 3:38'41.8 6:03'31.6	(82) (83) (82)	6:03'31.6	43'44.6 1:18'14.3 2:29'43.7	
83	165	CESCATO	Denis	ITA		2:15'27.7 1:30'31.9 2:27'14.8	(93) (86) (80)	2:15'27.7 3:45'59.6 6:13'14.4	(93) (86) (83)	6:13'14.4	55'01.5 1:25'32.1 2:39'26.5	
			ISCRITTI	99							
			NON PARTITI	...	1							
156		DORFMANN	Manfred	ITA								
			NON ARRIVATI	..	15							
53		KORBER	Jürgen	GER		2:29'00.9 1:51'34.4	(98) (94)	2:29'00.9 4:20'35.3	(98) (94)		1:08'34.7 2:00'07.8	
72		ROSSARO	Massimo	ITA		2:23'18.3 1:47'46.0	(97) (92)	2:23'18.3 4:11'04.3	(97) (92)		1:02'52.1 1:50'36.8	
81		ORSI	Cristian	ITA		2:20'26.3 1:36'33.9	(94) (89)	2:20'26.3 3:57'00.2	(94) (91)		1:00'00.1 1:36'32.7	
84		AINHAUSER	Walter	ITA		1:40'35.9	(33)	1:40'35.9	(33)		20'09.7	
89		ZOEGGELER	Werner	ITA		2:15'13.0 1:38'45.3	(92) (90)	2:15'13.0 3:53'58.3	(92) (90)		54'46.8 1:33'30.8	
118		CALZOLARI	Nicola	ITA		2:11'49.0	(88)	2:11'49.0	(88)		51'22.8	
121		TOSOLINI	Ermanno	ITA		1:41'06.1 1:11'12.1	(36) (30)	1:41'06.1 2:52'18.2	(36) (36)		20'39.9 31'50.7	
125		EGGER	Norbert	ITA		1:51'52.3 1:17'24.1	(65) (61)	1:51'52.3 3:09'16.4	(65) (62)		31'26.1 48'48.9	
135		EDER	Robert	AUT		1:30'32.9 1:12'28.0	(13) (41)	1:30'32.9 2:43'00.9	(13) (18)		10'06.7 22'33.4	

POS	NUM PETT	SQUADRA CODICE	COGNOME e NOME	COM	COD. AN	TEMPO FRAZ.	POS FRAZ.	TOTALE STAFF.	POS STAFF.	TEMPO FINALE	DISTACCO	PNT TAB
146		GENETTI	Silvano	ITA		1:46'45.3 1:17'00.0	(54) (59)	1:46'45.3 3:03'45.3	(54) (56)		26'19.1 43'17.8	
155		LAUDIERI	Ivo Paul	ITA		2:13'44.4 1:33'29.9	(90) (87)	2:13'44.4 3:47'14.3	(90) (87)		53'18.2 1:26'46.8	
163		CALLIGARIS	Massimo	ITA		2:00'14.8 1:22'03.0	(77) (72)	2:00'14.8 3:22'17.8	(77) (74)		39'48.6 1:01'50.3	
178		FACCHINI	Janis	ITA		1:46'34.2 1:14'28.1	(52) (50)	1:46'34.2 3:01'02.3	(52) (49)		26'08.0 40'34.8	
181		ASCHERI	Marco	ITA		2:22'33.3 1:48'31.6	(96) (93)	2:22'33.3 4:11'04.9	(96) (93)		1:02'07.1 1:50'37.4	
197		STEINER	Herbert	ITA		1:45'27.3	(49)	1:45'27.3	(49)		25'01.1	
		SQUALIFICATI	..		0							



5.OETZI MARATHON 19-20/04/2008



CLASSIFICA UFFICIALE

POS	NUM PETT	SQUADRA CODICE	COGNOME e NOME	COM	COD. AN	TEMPO FRAZ.	POS FRAZ.	TOTALE STAFF.	POS STAFF.	TEMPO FINALE	DISTACCO	PNT TAB
MASCHILE / MAENNLICH OVER 40												
1	5	HOCHENWARTER	Siegfried	AUT		1:20'00.8 1:03'59.8 1:17'24.0	(1) (4) (1)	1:20'00.8 2:24'00.6 3:41'24.6	(1) (2) (1)	3:41'24.6	0.0 1'07.4 0.0	
2	103	KOFLER	Andreas	ITA		1:23'56.4 1:01'11.8 1:18'18.1	(2) (3) (2)	1:23'56.4 2:25'08.2 3:43'26.3	(2) (3) (2)	3:43'26.3	3'55.6 2'15.0 2'01.7	
3	2	STEINER	Anton	ITA		1:24'11.1 58'42.1 1:26'57.3	(3) (1) (5)	1:24'11.1 2:22'53.2 3:49'50.5	(3) (1) (3)	3:49'50.5	4'10.3 0.0 8'25.9	
4	8	HEISS	Karl	ITA		1:25'56.0 1:01'04.0 1:24'35.8	(4) (2) (4)	1:25'56.0 2:27'00.0 3:51'35.8	(4) (4) (4)	3:51'35.8	5'55.2 4'06.8 10'11.2	
5	19	ERTL	Wolfgang	AUT		1:27'56.5 1:05'46.3 1:21'24.0	(6) (5) (3)	1:27'56.5 2:33'42.8 3:55'06.8	(6) (5) (5)	3:55'06.8	7'55.7 10'49.6 13'42.2	
6	58	WURZER	Hartmann	ITA		1:33'49.8 1:11'03.8 1:31'59.3	(8) (11) (9)	1:33'49.8 2:44'53.6 4:16'52.9	(8) (6) (6)	4:16'52.9	13'49.0 22'00.4 35'28.3	
7	114	VERONESE	Luciano	ITA		1:41'36.0 1:08'02.6 1:31'13.3	(15) (7) (8)	1:41'36.0 2:49'38.6 4:20'51.9	(15) (10) (7)	4:20'51.9	21'35.2 26'45.4 39'27.3	
8	93	OSTERMANN	Helmuth	AUT		1:37'57.5 1:10'49.0 1:32'18.8	(10) (10) (10)	1:37'57.5 2:48'46.5 4:21'05.3	(10) (9) (8)	4:21'05.3	17'56.7 25'53.3 39'40.7	
9	175	WEISENHORN	Siegfried	ITA		1:32'40.1 1:12'57.0 1:37'21.6	(7) (18) (12)	1:32'40.1 2:45'37.1 4:22'58.7	(7) (7) (9)	4:22'58.7	12'39.3 22'43.9 41'34.1	
10	143	LONGHINO	Walter	ITA		1:44'43.3 1:10'07.6 1:29'02.9	(20) (8) (7)	1:44'43.3 2:54'50.9 4:23'53.8	(20) (15) (10)	4:23'53.8	24'42.5 31'57.7 42'29.2	




POS	NUM PETT	SQUADRA CODICE	COGNOME e NOME	COM	COD. AN	TEMPO FRAZ.	POS FRAZ.	TOTALE STAFF.	POS STAFF.	TEMPO FINALE	DISTACCO	PNT TAB
11	124	STIFTER	Hartmann	ITA		1:42'44.9 1:14'15.2 1:27'52.7	(17) (25) (6)	1:42'44.9 2:57'00.1 4:24'52.8	(17) (16) (11)	4:24'52.8	22'44.1 34'06.9 43'28.2	
12	117	PICHLER	Thomas	ITA		1:40'50.4 1:10'19.9 1:38'19.8	(14) (9) (16)	1:40'50.4 2:51'10.3 4:29'30.1	(14) (11) (12)	4:29'30.1	20'49.6 28'17.1 48'05.5	
13	18	DE GASPERI	Alessandro	ITA		1:44'04.7 1:07'56.3 1:39'54.8	(19) (6) (20)	1:44'04.7 2:52'01.0 4:31'55.8	(19) (12) (13)	4:31'55.8	24'03.9 29'07.8 50'31.2	
14	112	DEMONTE	Paolo Federico	ITA		1:35'36.2 1:12'51.3 1:45'45.8	(9) (17) (30)	1:35'36.2 2:48'27.5 4:34'13.3	(9) (8) (14)	4:34'13.3	15'35.4 25'34.3 52'48.7	
15	141	HOELLRIGL	Oswald	ITA		1:45'45.4 1:12'35.4 1:37'45.0	(27) (16) (14)	1:45'45.4 2:58'20.8 4:36'05.8	(27) (19) (15)	4:36'05.8	25'44.6 35'27.6 54'41.2	
16	195	IORIATTI	Giuliano	ITA		1:48'57.0 1:13'58.4 1:34'04.8	(31) (23) (11)	1:48'57.0 3:02'55.4 4:37'00.2	(31) (26) (16)	4:37'00.2	28'56.2 40'02.2 55'35.6	
17	76	DECARLI	Mariano	ITA		1:40'42.3 1:18'44.9 1:37'34.8	(13) (35) (13)	1:40'42.3 2:59'27.2 4:37'02.0	(13) (22) (17)	4:37'02.0	20'41.5 36'34.0 55'37.4	
18	158	PAOLI	Flavio	TN		1:47'44.9 1:12'09.5 1:38'36.8	(29) (15) (17)	1:47'44.9 2:59'54.4 4:38'31.2	(29) (23) (18)	4:38'31.2	27'44.1 37'01.2 57'06.6	
19	69	SELB	Fredi	AUT		1:43'55.0 1:13'37.3 1:41'22.4	(18) (20) (21)	1:43'55.0 2:57'32.3 4:38'54.7	(18) (17) (19)	4:38'54.7	23'54.2 34'39.1 57'30.1	
20	151	ANDREIS	Stefano	ITA		1:41'57.1 1:11'32.3 1:45'42.2	(16) (12) (29)	1:41'57.1 2:53'29.4 4:39'11.6	(16) (14) (20)	4:39'11.6	21'56.3 30'36.2 57'47.0	
21	168	OSELE	Andrea	ITA		1:48'02.1 1:11'59.9 1:39'27.7	(30) (14) (19)	1:48'02.1 3:00'02.0 4:39'29.7	(30) (24) (21)	4:39'29.7	28'01.3 37'08.8 58'05.1	
22	140	VANZETTA	Livio	ITA		1:45'01.4 1:18'30.6 1:39'15.6	(22) (34) (18)	1:45'01.4 3:03'32.0 4:42'47.6	(22) (29) (22)	4:42'47.6	25'00.6 40'38.8 1:01'23.0	
23	170	STEGER	Thomas	ITA		1:39'55.9 1:18'13.5 1:44'40.3	(12) (31) (25)	1:39'55.9 2:58'09.4 4:42'49.7	(12) (18) (23)	4:42'49.7	19'55.1 35'16.2 1:01'25.1	
24	41	VITALI	Luca	ITA		1:45'09.3 1:13'44.6 1:44'45.2	(24) (22) (26)	1:45'09.3 2:58'53.9 4:43'39.1	(24) (21) (24)	4:43'39.1	25'08.5 36'00.7 1:02'14.5	

POS	NUM PETT	SQUADRA CODICE	COGNOME e NOME	COM	COD. AN	TEMPO FRAZ.	POS FRAZ.	TOTALE STAFF.	POS STAFF.	TEMPO FINALE	DISTACCO	PNT TAB
25	110	EISENDLE	Roland	AUT		1:45'24.1 1:13'12.3 1:45'30.4	(26) (19) (28)	1:45'24.1 2:58'36.4 4:44'06.8	(26) (20) (25)	4:44'06.8	25'23.3 35'43.2 1:02'42.2	
26	82	SCHERER	Siegfried	AUT		1:52'55.8 1:20'57.2 1:37'50.2	(35) (44) (15)	1:52'55.8 3:13'53.0 4:51'43.2	(35) (34) (26)	4:51'43.2	32'55.0 50'59.8 1:10'18.6	
27	185	HASLER	Anton	ITA		1:49'00.9 1:17'28.4 1:46'26.6	(32) (29) (31)	1:49'00.9 3:06'29.3 4:52'55.9	(32) (30) (27)	4:52'55.9	29'00.1 43'36.1 1:11'31.3	
28	57	KRUG	Martin	AUT		1:53'15.2 1:15'47.0 1:45'26.7	(37) (26) (27)	1:53'15.2 3:09'02.2 4:54'28.9	(37) (31) (28)	4:54'28.9	33'14.4 46'09.0 1:13'04.3	
29	192	FAIT	Michele	ITA		1:46'43.9 1:16'33.3 1:51'24.6	(28) (27) (33)	1:46'43.9 3:03'17.2 4:54'41.8	(28) (27) (29)	4:54'41.8	26'43.1 40'24.0 1:13'17.2	
30	184	RIEPER	Egon	ITA		1:53'24.7 1:18'45.5 1:43'38.4	(38) (36) (23)	1:53'24.7 3:12'10.2 4:55'48.6	(38) (33) (30)	4:55'48.6	33'23.9 49'17.0 1:14'24.0	
31	191	ZOESCHG	Meinrad	ITA		1:45'05.1 1:17'14.3 1:54'19.4	(23) (28) (37)	1:45'05.1 3:02'19.4 4:56'38.8	(23) (25) (31)	4:56'38.8	25'04.3 39'26.2 1:15'14.2	
32	73	PRAST	Markus	ITA		1:45'18.4 1:18'06.6 1:56'11.1	(25) (30) (41)	1:45'18.4 3:03'25.0 4:59'36.1	(25) (28) (32)	4:59'36.1	25'17.6 40'31.8 1:18'11.5	
33	109	CLOCHE	Uli	ITA		1:58'31.5 1:19'40.6 1:44'29.8	(49) (39) (24)	1:58'31.5 3:18'12.1 5:02'41.9	(49) (41) (33)	5:02'41.9	38'30.7 55'18.9 1:21'17.3	
34	97	MOSER	Raimund	ITA		1:53'53.7 1:20'34.4 1:54'11.4	(39) (43) (36)	1:53'53.7 3:14'28.1 5:08'39.5	(39) (36) (34)	5:08'39.5	33'52.9 51'34.9 1:27'14.9	
35	198	SARTAGNA	Marco	ITA		1:51'01.8 1:20'22.3 1:57'45.1	(33) (40) (42)	1:51'01.8 3:11'24.1 5:09'09.2	(33) (32) (35)	5:09'09.2	31'01.0 48'30.9 1:27'44.6	
36	152	NICHELATTI	Roberto	ITA		2:03'07.5 1:19'09.0 1:50'37.6	(51) (38) (32)	2:03'07.5 3:22'16.5 5:12'54.1	(51) (46) (36)	5:12'54.1	43'06.7 59'23.3 1:31'29.5	
37	122	TSCHOLL	Norbert	ITA		1:52'12.9 1:22'09.7 1:58'57.6	(34) (47) (44)	1:52'12.9 3:14'22.6 5:13'20.2	(34) (35) (37)	5:13'20.2	32'12.1 51'29.4 1:31'55.6	
38	90	TIMPFLER	Sepp	ITA		1:56'06.8 1:21'20.6 1:55'53.9	(41) (45) (39)	1:56'06.8 3:17'27.4 5:13'21.3	(41) (38) (38)	5:13'21.3	36'06.0 54'34.2 1:31'56.7	

POS	NUM PETT	SQUADRA CODICE	COGNOME e NOME	COM	COD. AN	TEMPO FRAZ.	POS FRAZ.	TOTALE STAFF.	POS STAFF.	TEMPO FINALE	DISTACCO	PNT TAB
39	94	ZANOTELLI	Tommaso	ITA		1:57'29.7 1:24'47.3 1:52'05.6	(45) (49) (34)	1:57'29.7 3:22'17.0 5:14'22.6	(45) (47) (39)	5:14'22.6	37'28.9 59'23.8 1:32'58.0	
40	134	PRILLER	Paul	ITA		2:13'36.0 1:18'16.2 1:43'29.4	(63) (32) (22)	2:13'36.0 3:31'52.2 5:15'21.6	(63) (54) (40)	5:15'21.6	53'35.2 1:08'59.0 1:33'57.0	
41	176	BUSSELLATO	Graziano	ITA		1:57'25.4 1:20'25.7 1:58'27.8	(44) (41) (43)	1:57'25.4 3:17'51.1 5:16'18.9	(44) (39) (41)	5:16'18.9	37'24.6 54'57.9 1:34'54.3	
42	100	NIGG	Stefan	ITA		2:07'09.5 1:13'41.5 1:55'42.8	(54) (21) (38)	2:07'09.5 3:20'51.0 5:16'33.8	(54) (44) (42)	5:16'33.8	47'08.7 57'57.8 1:35'09.2	
43	173	GIOVANNINI	Fulvio	ITA		2:15'14.2 1:11'45.6 1:52'09.0	(65) (13) (35)	2:15'14.2 3:26'59.8 5:19'08.8	(65) (51) (43)	5:19'08.8	55'13.4 1:04'06.6 1:37'44.2	
44	75	KOLLMANN	Guenter	ITA		1:57'07.5 1:25'03.8 2:05'10.3	(43) (51) (48)	1:57'07.5 3:22'11.3 5:27'21.6	(43) (45) (44)	5:27'21.6	37'06.7 59'18.1 1:45'57.0	
45	144	MALFERTHEINER	Werner	ITA		1:57'41.8 1:28'06.4 2:03'34.2	(46) (52) (46)	1:57'41.8 3:25'48.2 5:29'22.4	(46) (48) (45)	5:29'22.4	37'41.0 1:02'55.0 1:47'57.8	
46	63	BAROZZI	Massimo	ITA		1:56'29.8 1:22'05.6 2:14'26.9	(42) (46) (55)	1:56'29.8 3:18'35.4 5:33'02.3	(42) (42) (46)	5:33'02.3	36'29.0 55'42.2 1:51'37.7	
47	98	MOSER	Manfred	ITA		2:03'43.9 1:24'48.7 2:05'12.7	(52) (50) (49)	2:03'43.9 3:28'32.6 5:33'45.3	(52) (52) (47)	5:33'45.3	43'43.1 1:05'39.4 1:52'20.7	
48	52	GAMBERONI	Klaus	ITA		1:58'13.2 1:28'43.2 2:08'44.4	(47) (54) (51)	1:58'13.2 3:26'56.4 5:35'40.8	(47) (50) (48)	5:35'40.8	38'12.4 1:04'03.2 1:54'16.2	
49	87	MARKART	Hannes	ITA		1:58'20.9 1:20'29.4 2:20'09.4	(48) (42) (56)	1:58'20.9 3:18'50.3 5:38'59.7	(48) (43) (49)	5:38'59.7	38'20.1 55'57.1 1:57'35.1	
50	83	GRUENER	Guenther	ITA		2:18'46.6 1:32'12.0 1:55'59.9	(67) (58) (40)	2:18'46.6 3:50'58.6 5:46'58.5	(67) (65) (50)	5:46'58.5	58'45.8 1:28'05.4 2:05'33.9	
51	174	CAMPANARO	Flavio	ITA		2:10'49.4 1:35'02.9 2:01'33.4	(61) (61) (45)	2:10'49.4 3:45'52.3 5:47'25.7	(61) (62) (51)	5:47'25.7	50'48.6 1:22'59.1 2:06'01.1	
52	167	SULZER	Walter	ITA		2:09'13.5 1:28'12.8 2:12'11.7	(59) (53) (53)	2:09'13.5 3:37'26.3 5:49'38.0	(59) (56) (52)	5:49'38.0	49'12.7 1:14'33.1 2:08'13.4	

POS	NUM PETT	SQUADRA CODICE	COGNOME e NOME	COM	COD. AN	TEMPO FRAZ.	POS FRAZ.	TOTALE STAFF.	POS STAFF.	TEMPO FINALE	DISTACCO	PNT TAB
53	148	DALLACOSTA	Mauro	ITA		2:07'02.7 1:19'00.6 2:24'14.8	(53) (37) (57)	2:07'02.7 3:26'03.3 5:50'18.1	(53) (49) (53)	5:50'18.1	47'01.9 1:03'10.1 2:08'53.5	
54	147	FAISSTNAUER	Gottfried	ITA		2:08'12.7 1:30'31.3 2:11'47.4	(56) (55) (52)	2:08'12.7 3:38'44.0 5:50'31.4	(56) (57) (54)	5:50'31.4	48'11.9 1:15'50.8 2:09'06.8	
55	55	MATSCHKE	Stefan	GER		2:25'20.5 1:24'12.1 2:04'11.2	(69) (48) (47)	2:25'20.5 3:49'32.6 5:53'43.8	(69) (64) (55)	5:53'43.8	1:05'19.7 1:26'39.4 2:12'19.2	
56	139	FRANCESCHI	Giuseppe	ITA		2:10'31.7 1:32'08.5 2:13'20.6	(60) (57) (54)	2:10'31.7 3:42'40.2 5:56'00.8	(60) (58) (56)	5:56'00.8	50'30.9 1:19'47.0 2:14'36.2	
57	164	LORENZI	Sergio	ITA		1:55'41.9 1:35'18.3 2:28'11.0	(40) (62) (59)	1:55'41.9 3:31'00.2 5:59'11.2	(40) (53) (57)	5:59'11.2	35'41.1 1:08'07.0 2:17'46.6	
58	132	FANTINI	Enrico	ITA		2:14'24.9 1:39'37.4 2:08'36.3	(64) (66) (50)	2:14'24.9 3:54'02.3 6:02'38.6	(64) (66) (58)	6:02'38.6	54'24.1 1:31'09.1 2:21'14.0	
59	77	RINALDO	Alfio	ITA		2:11'22.6 1:34'35.3 2:27'17.6	(62) (60) (58)	2:11'22.6 3:45'57.9 6:13'15.5	(62) (63) (59)	6:13'15.5	51'21.8 1:23'04.7 2:31'50.9	
60	186	TAVERNINI	Andrea	ITA		1:53'04.7 1:40'37.2 2:55'26.4	(36) (67) (61)	1:53'04.7 3:33'41.9 6:29'08.3	(36) (55) (60)	6:29'08.3	33'03.9 1:10'48.7 2:47'43.7	
61	91	WOERNER	Gregor	GER		2:08'26.1 1:35'25.6 2:47'17.3	(57) (63) (60)	2:08'26.1 3:43'51.7 6:31'09.0	(57) (59) (61)	6:31'09.0	48'25.3 1:20'58.5 2:49'44.4	
		ISCRITTI	72								
		NON PARTITI	...	0								
		NON ARRIVATI	..	11								
15		OBENDORFER	Richard	AUT		1:27'31.9	(5)	1:27'31.9	(5)		7'31.1	
39		MILESI	Bruno	ITA		1:38'32.7 1:14'00.6	(11) (24)	1:38'32.7 2:52'33.3	(11) (13)		18'31.9 29'40.1	
40		LINDNER	Stephan	GER		2:27'52.1 1:47'06.6	(71) (70)	2:27'52.1 4:14'58.7	(71) (70)		1:07'51.3 1:52'05.5	
50		HUEBNER	Hansjoerg	GER		1:59'36.9 1:18'17.7	(50) (33)	1:59'36.9 3:17'54.6	(50) (40)		39'36.1 55'01.4	

POS	NUM PETT	SQUADRA CODICE	COGNOME e NOME	COM	COD. AN	TEMPO FRAZ.	POS FRAZ.	TOTALE STAFF.	POS STAFF.	TEMPO FINALE	DISTACCO	PNT TAB
64	CAINELLI	Claudio		ITA		2:07'33.6 1:37'53.6	(55) (65)	2:07'33.6 3:45'27.2	(55) (61)		47'32.8 1:22'34.0	
71	HEININGER	Bernhard		ITA		2:29'13.2 1:47'24.4	(72) (71)	2:29'13.2 4:16'37.6	(72) (71)		1:09'12.4 1:53'44.4	
92	FOLIE	Stefan		ITA		1:44'50.3 1:31'18.0	(21) (56)	1:44'50.3 3:16'08.3	(21) (37)		24'49.5 53'15.1	
106	SCHMIDT	Tilo		GER		2:15'21.4 1:44'04.9	(66) (69)	2:15'21.4 3:59'26.3	(66) (68)		55'20.6 1:36'33.1	
136	BARBARESCO	Luca		ITA		2:08'33.6 1:36'34.6	(58) (64)	2:08'33.6 3:45'08.2	(58) (60)		48'32.8 1:22'15.0	
154	ZISCHG	Hubert		ITA		2:20'11.0 1:34'19.7	(68) (59)	2:20'11.0 3:54'30.7	(68) (67)		1:00'10.2 1:31'37.5	
182	MARCHESI	Claudio		ITA		2:26'04.7 1:43'05.5	(70) (68)	2:26'04.7 4:09'10.2	(70) (69)		1:06'03.9 1:46'17.0	
		SQUALIFICATI	..	0								



5.OETZI MARATHON 19-20/04/2008

CLASSIFICA UFFICIALE



POS	NUM PETT	SQUADRA CODICE	COGNOME e NOME	COM COD.	AN	TEMPO FRAZ.	POS FRAZ.	TOTALE STAFF.	POS STAFF.	TEMPO FINALE	DISTACCO	PNT TAB
STAFFETTA MASCHILE / HERREN STAFFEL												
1	201	KOLLAND	TOPSPORT ACSIS	I/A						3:04'21.6		
			STAUDER Roland		72	1:13'06.2	(1)	1:13'06.2	(1)		0.0	
			KROELL Markus		72	49'17.5	(5)	2:02'23.7	(1)		0.0	
			RINGHOFER Andreas		70	1:01'57.9	(3)	3:04'21.6	(1)		0.0	
2	202	WF-MECHANIK	KLAUSEN	ITA						3:08'24.0		
			STEINACHER Dario		74	1:20'22.6	(11)	1:20'22.6	(11)		7'16.4	
			FRICK Gerd		74	49'00.6	(4)	2:09'23.2	(5)		6'59.5	
			ZEMMER Urban		70	59'00.8	(1)	3:08'24.0	(2)		4'02.4	
3	203	EATANDWIND.DE		GER						3:08'47.7		
			STORBL Andreas		72	1:18'16.0	(7)	1:18'16.0	(7)		5'09.8	
			SCHIESSL Helmut		72	48'32.8	(2)	2:06'48.8	(3)		4'25.1	
			ECHTLER Martin		69	1:01'58.9	(4)	3:08'47.7	(3)		4'26.1	
4	204	SUED. LAUFVEREIN	DYNAFIT	ITA						3:09'15.1		
			FONTANA Klaus		72	1:14'58.9	(2)	1:14'58.9	(2)		1'52.7	
			ACHMUELLER Hermann		71	48'28.0	(1)	2:03'26.9	(2)		1'03.2	
			INNERHOFER Paul		74	1:05'48.2	(8)	3:09'15.1	(4)		4'53.5	
5	218	RENNTEAM	ALPACHTAL	AUT						3:12'38.1		
			LAIMGRUBER Bernhard		74	1:17'53.2	(5)	1:17'53.2	(5)		4'47.0	
			LECHLEITNER Simon		79	50'06.5	(7)	2:07'59.7	(4)		5'36.0	
			HOLZER Manfred		68	1:04'38.4	(6)	3:12'38.1	(5)		8'16.5	
6	295	TOURISMUSVEREIN	NATURNS	ITA						3:17'03.2		
			UNTERHOFER Lukas		87	1:20'15.1	(9)	1:20'15.1	(9)		7'08.9	
			ANGERER Guenther		73	49'56.7	(6)	2:10'11.8	(6)		7'48.1	
			PLATZGUMMER Walter		62	1:06'51.4	(11)	3:17'03.2	(6)		12'41.6	
7	208	G.S.FORESTALE		ITA						3:17'19.8		
			VISINELLI Rafael		85	1:22'29.7	(15)	1:22'29.7	(15)		9'23.5	
			AGOSTINI Marca		68	48'55.7	(3)	2:11'25.4	(8)		9'01.7	
			MILESI Davide		64	1:05'54.4	(9)	3:17'19.8	(7)		12'58.2	
8	219	RC MARTIN	BIKE SHOP	D/A						3:17'21.1		
			ORTNER Andreas		75	1:16'52.7	(3)	1:16'52.7	(3)		3'46.5	
			WACHTER Josef		68	57'35.4	(28)	2:14'28.1	(13)		12'04.4	
			FASSER Alexander		75	1:02'53.0	(5)	3:17'21.1	(8)		12'59.5	
9	205	TEAM BOGN	DA NIA	ITA						3:18'33.3		
			TUMLER Michael		85	1:17'51.7	(4)	1:17'51.7	(4)		4'45.5	
			CHENELLI Massimiliano		72	55'53.2	(21)	2:13'44.9	(12)		11'21.2	
			ZULIAN Ivo		80	1:04'48.4	(7)	3:18'33.3	(9)		14'11.7	
10	257	RAIFFEISEN	EXTREM TEAM	AUT						3:19'40.5		
			RUBISOIER Daniel		82	1:21'39.3	(13)	1:21'39.3	(13)		8'33.1	
			MAUSSER Martin		80	51'46.9	(12)	2:13'26.2	(11)		11'02.5	
			BADER Martin		85	1:06'14.3	(10)	3:19'40.5	(10)		15'18.9	



POS	NUM PETT	SQUADRA CODICE	COGNOME e NOME	COM	COD. AN	TEMPO FRAZ.	POS FRAZ.	TOTALE STAFF.	POS STAFF.	TEMPO FINALE	DISTACCO	PNT TAB							
11	220	U.S. ALDO MORO PALUZZA	ITZ ZANDEGIACOMO Alessandro	ITA	74	1:25'57.3	(23)	1:25'57.3	(23)	3:19'49.4	12'51.1								
													74	1:25'57.3	(23)	1:25'57.3	(23)	3:19'49.4	12'51.1
81	1:00'56.5	(2)	3:19'49.4	(11)	15'27.8														
12	210	DYNAFIT INT. RACIN TEAM	AUT BURGSTEINER Gerald	AUT	82	1:18'07.9	(6)	1:18'07.9	(6)	3:20'37.3	5'01.7								
													71	52'19.5	(13)	2:10'27.4	(7)	8'03.7	
																			80
13	240	TEAM SPONSOR ITALIA	ITA OBERBICHLER Andreas	ITA	73	1:22'47.0	(16)	1:22'47.0	(16)	3:21'54.1	9'40.8								
													78	50'19.4	(8)	2:13'06.4	(9)	10'42.7	
																			78
14	206	TEAM HOTEL LINDENHOF	ITA CASASSA Stefano	ITA	75	1:20'16.7	(10)	1:20'16.7	(10)	3:24'51.1	7'10.5								
													66	52'55.6	(15)	2:13'12.3	(10)	10'48.6	
																			70
15	230	RSV TEAM LINDENHOF	ITA PITSCHIEDER Werner	ITA	68	1:25'17.7	(20)	1:25'17.7	(20)	3:27'33.6	12'11.5								
													66	55'00.5	(20)	2:20'18.2	(18)	17'54.5	
																			64
16	273	ASV MALS TRIATHLON	ITA DIETL Stefan	ITA	71	1:27'24.9	(25)	1:27'24.9	(25)	3:29'31.3	14'18.7								
													84	50'39.6	(9)	2:18'04.5	(14)	15'40.8	
																			78
17	207	ASC SARNTAL-RAD	ITA PERKMANN Walter	ITA	61	1:26'11.8	(24)	1:26'11.8	(24)	3:32'16.6	13'05.6								
													62	56'04.4	(22)	2:22'16.2	(20)	19'52.5	
																			78
18	269	SCHLERN	ITA BERNARD Nikolaus	ITA	58	1:30'17.9	(28)	1:30'17.9	(28)	3:33'27.3	17'11.7								
													66	51'08.9	(10)	2:21'26.8	(19)	19'03.1	
																			60
19	274	ARSU VINSCHGAU	ITA PLATZER Stefan	ITA	77	1:21'47.0	(14)	1:21'47.0	(14)	3:35'54.6	8'40.8								
													58	1:03'43.1	(55)	2:25'30.1	(23)	23'06.4	
																			63
20	277	MOUNTAINBIKER KLAGENFURT	A/I SCHELLANDER Werner	A/I	63	1:34'15.1	(42)	1:34'15.1	(42)	3:37'28.0	21'08.9								
													71	53'33.4	(17)	2:27'48.5	(24)	25'24.8	
																			87
21	250	TRISPORT ANGER	GER MUEHLBAUER Hans	GER	80	1:29'10.0	(26)	1:29'10.0	(26)	3:39'48.4	16'03.8								
													78	53'57.4	(18)	2:23'07.4	(21)	20'43.7	
																			76
22	262	ALPIN GO VAL RENDENA	ITA MAGANZINI Paolo	ITA	84	1:32'28.8	(37)	1:32'28.8	(37)	3:42'51.4	19'22.6								
													85	56'04.5	(23)	2:28'33.3	(26)	26'09.6	
																			82
23	293	SCI CLUB S.MARTINO	ITA TAUFER Alessandro	ITA	81	1:25'48.4	(22)	1:25'48.4	(22)	3:43'32.8	12'42.2								
													65	1:02'37.8	(47)	2:28'26.2	(25)	26'02.5	
																			65
24	244	244	ITA WALLNOEFFER Freddi	ITA	74	1:21'14.7	(12)	1:21'14.7	(12)	3:43'36.5	8'08.5								
													74	58'26.5	(34)	2:19'41.2	(17)	17'17.5	
																			76


POS	NUM PETT	SQUADRA CODICE	COGNOME e NOME	COM	COD. AN	TEMPO FRAZ.	POS FRAZ.	TOTALE STAFF.	POS STAFF.	TEMPO FINALE	DISTACCO	PNT TAB
25	209	ALPTRAUM	AUS OBERSTORF	GER						3:45'13.7		
			VOLLMER Lars		72	1:31'49.8	(33)	1:31'49.8	(33)			
			SCHILCHER Heinz		70	59'23.8	(37)	2:31'13.6	(33)		18'43.6	
			HOLLERBACH Martin		69	1:14'00.1	(26)	3:45'13.7	(25)		28'49.9	40'52.1
26	248	MOUTAIN-MANIACS.AT	AUT	AUT						3:45'15.6		
			RECHEIS Thomas		85	1:32'10.2	(34)	1:32'10.2	(34)		19'04.0	
			EBENBICHLER Florian		85	57'58.1	(29)	2:30'08.3	(31)		27'44.6	
			HOFER Alexander		85	1:15'07.3	(31)	3:45'15.6	(26)		40'54.0	
27	276	TYROLIT-SPORTGEMEINSCHAFT	AUT	AUT						3:46'01.3		
			KIRCHMAIR Guenter		54	1:31'47.1	(32)	1:31'47.1	(32)		18'40.9	
			WINDISCH Hannes		68	1:05'12.7	(60)	2:36'59.8	(40)		34'36.1	
			OTMAR Leo		54	1:09'01.5	(16)	3:46'01.3	(27)		41'39.7	
28	243	TEAM MOSER SPECK	ITA	ITA						3:48'41.0		
			LOCHMANN Thomas		82	1:23'11.4	(17)	1:23'11.4	(17)		10'05.2	
			ABLER Hermann		69	1:07'03.9	(61)	2:30'15.3	(32)		27'51.6	
			HOELLRIGL Franz		69	1:18'25.7	(35)	3:48'41.0	(28)		44'19.4	
29	281	ZKG VINTL 1	ITA	ITA						3:50'06.4		
			ROGEN Martin		73	1:36'16.2	(44)	1:36'16.2	(44)		23'10.0	
			WEISSTEINER Tobias		80	52'48.7	(14)	2:29'04.9	(27)		26'41.2	
			WEISSTEINER Leo		74	1:21'01.5	(41)	3:50'06.4	(29)		45'44.8	
30	229	SPORT SEPPI POWER TEAM	AUT	AUT						3:50'10.4		
			RAHM Markus		73	1:37'46.9	(46)	1:37'46.9	(46)		24'40.7	
			BREITENLECHNER Simon		74	1:00'26.5	(41)	2:38'13.4	(42)		35'49.7	
			HAIDER Christoph		75	1:11'57.0	(24)	3:50'10.4	(30)		45'48.8	
31	261	SKI-BIKE-RUNNER VINSCHGAU	ITA	ITA						3:50'29.1		
			JUNG Daniel		83	1:32'45.0	(38)	1:32'45.0	(38)		19'38.8	
			THEINER Georg		73	57'12.5	(25)	2:29'57.5	(29)		27'33.8	
			BONAVIGO Christian		78	1:20'31.6	(37)	3:50'29.1	(31)		46'07.5	
32	285	LA OLA	AUT	AUT						3:51'39.2		
			BLASSNIG Helmut		78	1:44'08.2	(59)	1:44'08.2	(59)		31'02.0	
			UNTERKREUTER Christpoh		80	59'56.0	(39)	2:44'04.2	(55)		41'40.5	
			BRUGGER Markus		84	1:07'35.0	(13)	3:51'39.2	(32)		47'17.6	
33	286	IL BRADIPO	ITA	ITA						3:51'57.3		
			MISSERONI Fabio		61	1:32'13.5	(35)	1:32'13.5	(35)		19'07.3	
			SIMI Gabriele		89	1:08'11.4	(66)	2:40'24.9	(46)		38'01.2	
			VALENTINI Mirco		72	1:11'32.4	(22)	3:51'57.3	(33)		47'35.7	
34	238	EUROKRAN SARNTAL	ITA	ITA						3:52'04.8		
			OBERKALMSTEINER Hansjoerg		72	1:31'42.4	(31)	1:31'42.4	(31)		18'36.2	
			GROSS Herbert		69	58'15.5	(31)	2:29'57.9	(30)		27'34.2	
			HEISS Albin		72	1:22'06.9	(42)	3:52'04.8	(34)		47'43.2	
35	270	AD ALTOPIANO BRENTONICO	ITA	ITA						3:52'11.5		
			GIACOMUZZI Nicola		69	1:38'09.1	(47)	1:38'09.1	(47)		25'02.9	
			SEBASTIANI Giorgio		63	58'18.3	(32)	2:36'27.4	(38)		34'03.7	
			MODENA Christian		84	1:15'44.1	(32)	3:52'11.5	(35)		47'49.9	
36	268	ASV JENESIEN	ITA	ITA						3:54'50.2		
			KASERER Stephan		84	1:25'27.8	(21)	1:25'27.8	(21)		12'21.6	
			VITALE Franco		60	1:04'01.6	(56)	2:29'29.4	(28)		27'05.7	
			TSCHAFFERT Diego		80	1:25'20.8	(52)	3:54'50.2	(36)		50'28.6	
37	245	HOBBYTEAM KASTELRUTH	ITA	ITA						3:56'01.1		
			ZEMMER Michael		85	1:34'03.0	(41)	1:34'03.0	(41)		20'56.8	
			JAIDER Manuel		85	1:07'55.7	(65)	2:41'58.7	(50)		39'35.0	
			ZEMMER Karl		82	1:14'02.4	(27)	3:56'01.1	(37)		51'39.5	
38	237	ASV TRIATHLON MALS	ITA	ITA						3:56'23.6		
			BERNHART Andreas		81	1:38'13.9	(48)	1:38'13.9	(48)		25'07.7	
			FELDERER Christoph		74	1:03'14.3	(51)	2:41'28.2	(48)		39'04.5	
			FELDERER Andreas		82	1:14'55.4	(29)	3:56'23.6	(38)		52'02.0	

POS	NUM PETT	SQUADRA CODICE	COGNOME e NOME	COM	COD. AN	TEMPO FRAZ.	POS FRAZ.	TOTALE STAFF.	POS STAFF.	TEMPO FINALE	DISTACCO	PNT TAB
39	289	RV EDELROT LANA		ITA						3:56'25.4		
		BARLINI Lukas			87	1:24'22.6	(18)	1:24'22.6	(18)		11'16.4	
		STAFFLER Josef			64	1:07'07.0	(62)	2:31'29.6	(34)		29'05.9	
		TRATTER Walter			63	1:24'55.8	(50)	3:56'25.4	(39)		52'03.8	
40	258	BRENTA TEAM		ITA						3:58'23.8		
		MARTIGNONI Andrea			80	1:38'44.3	(49)	1:38'44.3	(49)		25'38.1	
		COLOGNA Mauro			76	1:03'35.1	(54)	2:42'19.4	(52)		39'55.7	
		PEDRANZ Stefano			76	1:16'04.4	(33)	3:58'23.8	(40)		54'02.2	
41	278	S.C.ALTOPIANO DI BRENTONICO		ITA						4:01'37.5		
		GIULIANI Claudio			62	1:29'46.3	(27)	1:29'46.3	(27)		16'40.1	
		DEGASPERI Dario			62	1:07'47.2	(64)	2:37'33.5	(41)		35'09.8	
		MODENA Giuliano			62	1:24'04.0	(48)	4:01'37.5	(41)		57'15.9	
42	266	BADIASPORT		ITA						4:02'14.1		
		PESCOSTA Werner			74	1:41'35.5	(53)	1:41'35.5	(53)		28'29.3	
		TSCHAFFERT Ivan			84	1:00'42.7	(44)	2:42'18.2	(51)		39'54.5	
		FRENNER Raimund			84	1:19'55.9	(36)	4:02'14.1	(42)		57'52.5	
43	279	TEAM WATZMANN SKI ALPIN		GER						4:02'22.2		
		WIMMER Werner			75	1:47'25.1	(65)	1:47'25.1	(65)		34'18.9	
		FRITZ Benedikt			82	51'35.0	(11)	2:39'00.1	(43)		36'36.4	
		VONDERTHANN Hans			61	1:23'22.1	(45)	4:02'22.2	(43)		58'00.6	
44	264	RV EDELROT LANA		ITA						4:02'50.6		
		ARPELLINI Walter			64	1:33'14.9	(39)	1:33'14.9	(39)		20'08.7	
		GEISER Thomas			65	1:03'32.7	(53)	2:36'47.6	(39)		34'23.9	
		KOFLER Klaus			84	1:26'03.0	(53)	4:02'50.6	(44)		58'29.0	
45	253	RENNERCLUB VINSCHGAU		ITA						4:04'16.8		
		THOENI Heinrich			67	1:45'48.6	(61)	1:45'48.6	(61)		32'42.4	
		THOENI Walter			66	57'34.5	(27)	2:43'23.1	(54)		40'59.4	
		THOENI Josef			59	1:20'53.7	(40)	4:04'16.8	(45)		59'55.2	
46	247	MARATHONLEUFER VINSCHGAU		ITA						4:06'22.7		
		MACH Roman			66	1:45'55.1	(62)	1:45'55.1	(62)		32'48.9	
		KUPPELWIESER Florian			67	57'23.0	(26)	2:43'18.1	(53)		40'54.4	
		MEISTER Ulrich			60	1:23'04.6	(43)	4:06'22.7	(46)		1:02'01.1	
47	260	A.S.C. HAID		ITA						4:07'34.0		
		LUTZ Christoph			81	1:41'48.9	(55)	1:41'48.9	(55)		28'42.7	
		LUTZ Michael			79	58'19.6	(33)	2:40'08.5	(45)		37'44.8	
		PLANGGER Arthur			70	1:27'25.5	(56)	4:07'34.0	(47)		1:03'12.4	
48	224	ETZTHALERHOF		ITA						4:09'36.3		
		BLAAS Joachim			73	1:35'39.9	(43)	1:35'39.9	(43)		22'33.7	
		ETZTHALER Fritz			61	1:08'59.7	(69)	2:44'39.6	(56)		42'15.9	
		WEISSENSTEINER Ulrich			84	1:24'56.7	(51)	4:09'36.3	(48)		1:05'14.7	
49	225	225		ITA						4:09'41.9		
		BRERA MOLINARO Rosalba			65	2:07'58.7	(79)	2:07'58.7	(79)		54'52.5	
		DEPEDRI Christian			72	53'58.4	(19)	3:01'57.1	(68)		59'33.4	
		DEGASPERI Manuel			76	1:07'44.8	(14)	4:09'41.9	(49)		1:05'20.3	
50	223	GSA PENNE SPRINT		ITA						4:10'08.5		
		CASAGRANDA Thomas			85	1:32'26.3	(36)	1:32'26.3	(36)		19'20.1	
		PIVA Mattia			89	1:07'25.5	(63)	2:39'51.8	(44)		37'28.1	
		PIVA Gabriele			80	1:30'16.7	(65)	4:10'08.5	(50)		1:05'46.9	
51	271	271		ITA						4:11'08.0		
		NISCHLER Andreas			81	1:39'14.1	(50)	1:39'14.1	(50)		26'07.9	
		WINDISCH Rupert			67	1:08'37.0	(68)	2:47'51.1	(59)		45'27.4	
		SCHNITZER Klaus			86	1:23'16.9	(44)	4:11'08.0	(51)		1:06'46.4	
52	280	ZKG VINTL 2		ITA						4:13'19.5		
		UNTERPERTINGER Filipp			72	1:43'13.3	(56)	1:43'13.3	(56)		30'07.1	
		MOSER Paul			72	1:03'00.3	(49)	2:46'13.6	(57)		43'49.9	
		SEEBACHER Raimund			54	1:27'05.9	(55)	4:13'19.5	(52)		1:08'57.9	

POS	NUM PETT	SQUADRA CODICE	COGNOME e NOME	COM	COD. AN	TEMPO FRAZ.	POS FRAZ.	TOTALE STAFF.	POS STAFF.	TEMPO FINALE	DISTACCO	PNT TAB
53	290	BRENTA TEAM		ITA						4:15'58.9		
			SCOZZAFAVA Giuseppe		60	1:54'27.9	(67)	1:54'27.9	(67)		41'21.7	
			BOSETTI Alessio		81	1:00'50.6	(45)	2:55'18.5	(64)		52'54.8	
			SALVADORI Enos	68	1:20'40.4	(38)	4:15'58.9	(53)		1:11'37.3		
54	265	RCS TEAM		ITA						4:15'59.6		
			RIOLFATTI Riccardo		69	1:31'32.5	(30)	1:31'32.5	(30)		18'26.3	
			CUEL Fabrizio		73	1:04'23.6	(59)	2:35'56.1	(37)		33'32.4	
			SARTORI Alberto	71	1:40'03.5	(74)	4:15'59.6	(54)		1:11'38.0		
55	221	GSA PENNE SPRINT		ITA						4:16'24.6		
			PINTARELLI Michele		81	1:39'23.0	(51)	1:39'23.0	(51)		26'16.8	
			OSS PINTER Francesca		82	1:12'35.4	(74)	2:51'58.4	(62)		49'34.7	
			BAMPI Marco	76	1:24'26.2	(49)	4:16'24.6	(55)		1:12'03.0		
56	292	PIRCHER WERKZEUGBAU		ITA						4:17'30.1		
			THALER Arthur		69	1:31'09.1	(29)	1:31'09.1	(29)		18'02.9	
			UNGERICHT Toni		56	1:00'31.4	(42)	2:31'40.5	(35)		29'16.8	
			PIRCHER Martin	80	1:45'49.6	(78)	4:17'30.1	(56)		1:13'08.5		
57	227	DORNROESCHEN		ITA						4:18'34.6		
			ANDREIS Alex		69	1:41'36.7	(54)	1:41'36.7	(54)		28'30.5	
			RATSCHILLER Kurt		78	1:00'17.2	(40)	2:41'53.9	(49)		39'30.2	
			AICHNER Thomas	70	1:36'40.7	(70)	4:18'34.6	(57)		1:14'13.0		
58	267	TEAM FLORIAN GURSCHLER		I/D						4:18'56.5		
			SARTORI Robert		80	1:43'53.3	(58)	1:43'53.3	(58)		30'47.1	
			LORENZ Andreas		80	57'06.5	(24)	2:40'59.8	(47)		38'36.1	
			FLOESS David	83	1:37'56.7	(72)	4:18'56.5	(58)		1:14'34.9		
59	252	BRENTA TEAM		ITA						4:19'07.5		
			BRANDSTETTER Claudio		76	1:37'07.6	(45)	1:37'07.6	(45)		24'01.4	
			MORANDUZZO Giulio		59	1:11'48.0	(72)	2:48'55.6	(60)		46'31.9	
			DEAVI Paolo	72	1:30'11.9	(64)	4:19'07.5	(59)		1:14'45.9		
60	222	GSA PENNE SPRINT		ITA						4:22'52.1		
			OSS Agostino		56	1:39'46.9	(52)	1:39'46.9	(52)		26'40.7	
			OSS CAZZADOR Milena		55	1:14'15.3	(78)	2:54'02.2	(63)		51'38.5	
			PIVA Eugenio	52	1:28'49.9	(60)	4:22'52.1	(60)		1:18'30.5		
61	275	SCS GUIT DRAU		ITA						4:23'12.5		
			MARKART Helmut		81	1:47'09.8	(64)	1:47'09.8	(64)		34'03.6	
			NIEDERMAIR Mathias		79	1:02'58.5	(48)	2:50'08.3	(61)		47'44.6	
			STOCKNER Josef	76	1:33'04.2	(67)	4:23'12.5	(61)		1:18'50.9		
62	272	272		ITA						4:26'59.4		
			ZEMMER Andreas		75	1:33'55.1	(40)	1:33'55.1	(40)		20'48.9	
			STUEFER Manfred		72	1:01'45.0	(46)	2:35'40.1	(36)		33'16.4	
			PROSSLINER Heinz	71	1:51'19.3	(80)	4:26'59.4	(62)		1:22'37.8		
63	249	BIKE CLUB KLAUSEN		ITA						4:27'38.9		
			GFADER Peter		79	1:43'16.2	(57)	1:43'16.2	(57)		30'10.0	
			LEONHARDT Sebastian		79	1:03'23.7	(52)	2:46'39.9	(58)		44'16.2	
			RUNGGALDIER Patrick	79	1:40'59.0	(77)	4:27'38.9	(63)		1:23'17.3		
64	284	KSV TRIATHLON		ITA						4:28'37.9		
			BERTELLA Martin		64	1:57'50.5	(71)	1:57'50.5	(71)		44'44.3	
			ELLER Andreas		80	1:03'08.7	(50)	3:00'59.2	(67)		58'35.5	
			DISSERTORI Armin	82	1:27'38.7	(57)	4:28'37.9	(64)		1:24'16.3		
65	294	BELA LADINIA		ITA						4:28'48.5		
			ROSA Ugo		63	2:07'25.0	(78)	2:07'25.0	(78)		54'18.8	
			PLONER Ivano		69	1:00'34.9	(43)	3:07'59.9	(75)		1:05'36.2	
			MICHELUZZI Oliva	52	1:20'48.6	(39)	4:28'48.5	(65)		1:24'26.9		
66	232	KEGELSTUBE NATURNS		ITA						4:29'38.1		
			NISCHLER Klaus		80	1:46'56.5	(63)	1:46'56.5	(63)		33'50.3	
			SPECHTENHAUSER Daniel		81	1:13'17.8	(76)	3:00'14.3	(66)		57'50.6	
			RAINER Josef	78	1:29'23.8	(62)	4:29'38.1	(66)		1:25'16.5		

POS	NUM PETT	SQUADRA CODICE	COGNOME e NOME	COM	COD. AN	TEMPO FRAZ.	POS FRAZ.	TOTALE STAFF.	POS STAFF.	TEMPO FINALE	DISTACCO	PNT TAB
67	283	283	TRAUNER Eduard GRUBER Thomas GRUBER Franz	ITA	76 73 70	1:58'57.4 1:04'02.5 1:26'49.5	(72) (57) (54)	1:58'57.4 3:02'59.9 4:29'49.4	(72) (70) (67)	4:29'49.4	45'51.2 1:00'36.2 1:25'27.8	
68	236	OGM-RACING TEAM	GANTHALER Thomas UNTERKOFLENER Mark PLANGGER Oswald	ITA	86 86 86	1:35'50.4	(69)	2:57'48.1 4:33'38.5	(65) (68)	4:33'38.5	55'24.4 1:29'16.9	
69	282	282	SAGMEISTER Stefan BLAAS Tobias MUNTHNER Martin	ITA	76 83 82	2:06'23.0 58'56.7 1:30'03.7	(77) (36) (63)	2:06'23.0 3:05'19.7 4:35'23.4	(77) (72) (69)	4:35'23.4	53'16.8 1:02'56.0 1:31'01.8	
70	226	ASC WELLSBERG	KAMELGER Armin OBERSTALLER Robert KAMELGER Patrick	ITA	71 67 73	2:00'25.4 1:12'49.5 1:23'39.3	(74) (75) (46)	2:00'25.4 3:13'14.9 4:36'54.2	(74) (78) (70)	4:36'54.2	47'19.2 1:10'51.2 1:32'32.6	
71	241	TEAM SCHLERN	REIDER Christoph REIDER Guenther WOERNDLER Christian	ITA	69 71 69	1:55'54.4 1:15'47.0 1:29'03.4	(70) (79) (61)	1:55'54.4 3:11'41.4 4:40'44.8	(70) (76) (71)	4:40'44.8	42'48.2 1:09'17.7 1:36'23.2	
72	256	256	STAFFLER Andreas KOFLENER Arnold STUPPNER Dieter	ITA	64 69 67	1:55'30.0 1:09'08.6 1:37'14.2	(68) (70) (71)	1:55'30.0 3:04'38.6 4:41'52.8	(68) (71) (72)	4:41'52.8	42'23.8 1:02'14.9 1:37'31.2	
73	231	DIE LUMPELEN	GAMPER Thomas LANGES Michael UNTERTHURNER Stephan	ITA	74 56 78	1:50'16.1 1:11'59.3 1:40'25.9	(66) (73) (75)	1:50'16.1 3:02'15.4 4:42'41.3	(66) (69) (73)	4:42'41.3	37'09.9 59'51.7 1:38'19.7	
74	228	OETZI-RADTEAM	KAPFERER Gebhard GRUENER Harald EITERER Helmut	AUT	74 59 54	1:44'42.6 1:30'01.3 1:28'06.5	(60) (85) (59)	1:44'42.6 3:14'43.9 4:42'50.4	(60) (79) (74)	4:42'50.4	31'36.4 1:12'20.2 1:38'28.8	
75	233	BRANDISKELLER LANA	FREI Franz GURSCHLER Egon ZUGGAL Egon	ITA	64 89 75	2:08'34.0 1:04'19.4 1:39'33.2	(80) (58) (73)	2:08'34.0 3:12'53.4 4:52'26.6	(80) (77) (75)	4:52'26.6	55'27.8 1:10'29.7 1:48'05.0	
76	288	TEAM 42	APPOLONIA Giacomo ANGELI Manuel VERALDI Mirco	ITA	71 75 74	2:29'24.4 58'12.2 1:27'44.0	(84) (30) (58)	2:29'24.4 3:27'36.6 4:55'20.6	(84) (81) (76)	4:55'20.6	1:16'18.2 1:25'12.9 1:50'59.0	
77	255	255	GASPARI Emilio CATALINI Emanuele CALVARESI Nando	ITA	75 65 59	1:59'32.4 1:08'21.2 1:53'51.2	(73) (67) (81)	1:59'32.4 3:07'53.6 5:01'44.8	(73) (74) (77)	5:01'44.8	46'26.2 1:05'29.9 1:57'23.2	
78	239	TEAM ATHESIA	SPECHTENHAUSER Lukas MITTELBERGER Dieter RIZZI Eduard	ITA	75 65 71	2:06'21.3 1:22'53.1 1:32'52.1	(76) (83) (66)	2:06'21.3 3:29'14.4 5:02'06.5	(76) (83) (78)	5:02'06.5	53'15.1 1:26'50.7 1:57'44.9	
79	235	LG SCHLER	EGGER Arnold PLANGGER Christian PLANGGER Peter	ITA	59 90 53	1:55'35.4 1:11'43.0 1:59'34.7	(69) (71) (82)	1:55'35.4 3:07'18.4 5:06'53.1	(69) (73) (79)	5:06'53.1	42'29.2 1:04'54.7 2:02'31.5	
80	242	242	WIEDNER Gerd SCHOTT Danny GEILKE Thomas	GER	58 74 62	2:08'57.7 1:19'06.6 1:40'34.8	(81) (82) (76)	2:08'57.7 3:28'04.3 5:08'39.1	(81) (82) (80)	5:08'39.1	55'51.5 1:25'40.6 2:04'17.5	

POS	NUM PETT	SQUADRA CODICE	COGNOME e NOME	COM	COD. AN	TEMPO FRAZ.	POS FRAZ.	TOTALE STAFF.	POS STAFF.	TEMPO FINALE	DISTACCO	PNT TAB
81	259	DSG LESACHTAL		AUT						5:21'09.6		
			SEIWALD Gerhard		68	2:03'09.9	(75)	2:03'09.9	(75)		50'03.7	
			SEIWALD Erika		69	1:17'38.3	(81)	3:20'48.2	(80)		1:18'24.5	
			STEINER Manfred		58	2:00'21.4	(83)	5:21'09.6	(81)		2:16'48.0	
82	254	RC ARBOE HALLEIN		A/D						5:23'15.2		
			MUELLER Michael		79	2:31'31.6	(85)	2:31'31.6	(85)		1:18'25.4	
			SCHNEIDER Christian		80	1:15'54.7	(80)	3:47'26.3	(85)		1:45'02.6	
			PITZER Gert		78	1:35'48.9	(68)	5:23'15.2	(82)		2:18'53.6	
83	287	ZON DE CADDN		ITA						5:33'20.3		
			WEBER Adriano		57	2:15'36.9	(82)	2:15'36.9	(82)		1:02'30.7	
			WEBER Daniele		68	1:14'09.4	(77)	3:29'46.3	(84)		1:27'22.6	
			WEBER Ivo		64	2:03'34.0	(84)	5:33'20.3	(83)		2:28'58.7	
84	234	234		AUT						5:37'00.0		
			DEUTSCH Daniela		64	2:23'20.0	(83)	2:23'20.0	(83)		1:10'13.8	
			BURGER Reinhard		89	1:24'33.2	(84)	3:47'53.2	(86)		1:45'29.5	
			DEUTSCH Harald		69	1:49'06.8	(79)	5:37'00.0	(84)		2:32'38.4	
			ISCRITTI	88								
			NON PARTITI ...	2								
246		VOLKSBANK RUNNING TEAM		I/D								
			TARAS Heinze		75							
			ROSSATO Gianni		68							
			BONAZZA Kurt		70							
251		SV SCHLICKERALM		AUT								
			PRAXMARER Helmut		66							
			SCHLOEGL Michael		79							
			OBLASSER Lukas		83							
			NON ARRIVATI ..	2								
263		MARTINS BIKESHOP		A/D								
			LIDICKY Lorenz		86	1:19'57.2	(8)	1:19'57.2	(8)		6'51.0	
			TIEFENTHALER Klaus		65	59'30.1	(38)	2:19'27.3	(16)		17'03.6	
			HOHENWARTER Herbert		69							
291		ARBOE PILLERSEEBIKER		AUT								
			BERGMANN Bernd		72	1:24'27.3	(19)	1:24'27.3	(19)		11'21.1	
			WUNSCH Manfred		77	58'49.4	(35)	2:23'16.7	(22)		20'53.0	
			WOERTHER Georg		64							
			SQUALIFICATI ..	0								



5.OETZI MARATHON 19-20/04/2008

CLASSIFICA UFFICIALE



POS	NUM PETT	SQUADRA CODICE	COGNOME e NOME	COM COD.	AN	TEMPO FRAZ.	POS FRAZ.	TOTALE STAFF.	POS STAFF.	TEMPO FINALE	DISTACCO	PNT TAB
STAFFETTA MASCHILE/HERREN STAFFEL UNDER 120												
1	201	KOLLAND	TOPSPORT ACSIS	I/A						3:04'21.6		
			STAUDER Roland		72	1:13'06.2	(1)	1:13'06.2	(1)		0.0	
			KROELL Markus		72	49'17.5	(5)	2:02'23.7	(1)		0.0	
			RINGHOFER Andreas		70	1:01'57.9	(3)	3:04'21.6	(1)		0.0	
2	202	WF-MECHANIK	KLAUSEN	ITA						3:08'24.0		
			STEINACHER Dario		74	1:20'22.6	(11)	1:20'22.6	(11)		7'16.4	
			FRICK Gerd		74	49'00.6	(4)	2:09'23.2	(5)		6'59.5	
			ZEMMER Urban		70	59'00.8	(1)	3:08'24.0	(2)		4'02.4	
3	203	EATANDWIND.DE		GER						3:08'47.7		
			STORBL Andreas		72	1:18'16.0	(7)	1:18'16.0	(7)		5'09.8	
			SCHIESSL Helmut		72	48'32.8	(2)	2:06'48.8	(3)		4'25.1	
			ECHTLER Martin		69	1:01'58.9	(4)	3:08'47.7	(3)		4'26.1	
4	204	SUED. LAUFVEREIN	DYNAFIT	ITA						3:09'15.1		
			FONTANA Klaus		72	1:14'58.9	(2)	1:14'58.9	(2)		1'52.7	
			ACHMUELLER Hermann		71	48'28.0	(1)	2:03'26.9	(2)		1'03.2	
			INNERHOFER Paul		74	1:05'48.2	(8)	3:09'15.1	(4)		4'53.5	
5	218	RENNTEAM	ALPACHTAL	AUT						3:12'38.1		
			LAIMGRUBER Bernhard		74	1:17'53.2	(5)	1:17'53.2	(5)		4'47.0	
			LECHLEITNER Simon		79	50'06.5	(7)	2:07'59.7	(4)		5'36.0	
			HOLZER Manfred		68	1:04'38.4	(6)	3:12'38.1	(5)		8'16.5	
6	295	TOURISMUSVEREIN	NATURNS	ITA						3:17'03.2		
			UNTERHOFER Lukas		87	1:20'15.1	(9)	1:20'15.1	(9)		7'08.9	
			ANGERER Guenther		73	49'56.7	(6)	2:10'11.8	(6)		7'48.1	
			PLATZGUMMER Walter		62	1:06'51.4	(11)	3:17'03.2	(6)		12'41.6	
7	208	G.S.FORESTALE		ITA						3:17'19.8		
			VISINELLI Rafael		85	1:22'29.7	(14)	1:22'29.7	(14)		9'23.5	
			AGOSTINI Marca		68	48'55.7	(3)	2:11'25.4	(8)		9'01.7	
			MILESI Davide		64	1:05'54.4	(9)	3:17'19.8	(7)		12'58.2	
8	219	RC MARTIN	BIKE SHOP	D/A						3:17'21.1		
			ORTNER Andreas		75	1:16'52.7	(3)	1:16'52.7	(3)		3'46.5	
			WACHTER Josef		68	57'35.4	(23)	2:14'28.1	(13)		12'04.4	
			FASSER Alexander		75	1:02'53.0	(5)	3:17'21.1	(8)		12'59.5	
9	205	TEAM BOGN	DA NIA	ITA						3:18'33.3		
			TUMLER Michael		85	1:17'51.7	(4)	1:17'51.7	(4)		4'45.5	
			CHENELLI Massimiliano		72	55'53.2	(19)	2:13'44.9	(12)		11'21.2	
			ZULIAN Ivo		80	1:04'48.4	(7)	3:18'33.3	(9)		14'11.7	
10	257	RAIFFEISEN	EXTREM TEAM	AUT						3:19'40.5		
			RUBISOIER Daniel		82	1:21'39.3	(13)	1:21'39.3	(13)		8'33.1	
			MAUSSER Martin		80	51'46.9	(11)	2:13'26.2	(11)		11'02.5	
			BADER Martin		85	1:06'14.3	(10)	3:19'40.5	(10)		15'18.9	




POS	NUM PETT	SQUADRA CODICE	COGNOME e NOME	COM	COD. AN	TEMPO FRAZ.	POS FRAZ.	TOTALE STAFF.	POS STAFF.	TEMPO FINALE	DISTACCO	PNT TAB
11	220	U.S.	ALDO MORO PALUZZA	ITA						3:19'49.4		
			ZANDEGIACOMO Alessandro		74	1:25'57.3	(21)	1:25'57.3	(21)		12'51.1	
			CANEVA Gino		66	52'55.6	(14)	2:18'52.9	(15)		16'29.2	
			PIVK Tadei		81	1:00'56.5	(2)	3:19'49.4	(11)		15'27.8	
12	210	DYNAFIT INT.	RACIN TEAM	AUT						3:20'37.3		
			BURGSTEINER Gerald		82	1:18'07.9	(6)	1:18'07.9	(6)		5'01.7	
			SCHLEIPFNER Andreas		71	52'19.5	(12)	2:10'27.4	(7)		8'03.7	
			GOESWEINER Klaus		80	1:10'09.9	(16)	3:20'37.3	(12)		16'15.7	
13	240	TEAM SPONSOR	ITALIA	ITA						3:21'54.1		
			OBERBICHLER Andreas		73	1:22'47.0	(15)	1:22'47.0	(15)		9'40.8	
			BURGER Michael		78	50'19.4	(8)	2:13'06.4	(9)		10'42.7	
			GRUENER Martin		78	1:08'47.7	(14)	3:21'54.1	(13)		17'32.5	
14	206	TEAM HOTEL	LINDENHOF	ITA						3:24'51.1		
			CASASSA Stefano		75	1:20'16.7	(10)	1:20'16.7	(10)		7'10.5	
			FEDEL Silvano		66	52'55.6	(14)	2:13'12.3	(10)		10'48.6	
			PLATZGUMMER Norbert		70	1:11'38.8	(19)	3:24'51.1	(14)		20'29.5	
15	273	ASV MALS	TRIATHLON	ITA						3:29'31.3		
			DIETL Stefan		71	1:27'24.9	(22)	1:27'24.9	(22)		14'18.7	
			NIEDEREGGER Thomas		84	50'39.6	(9)	2:18'04.5	(14)		15'40.8	
			ERHARD Alexander		78	1:11'26.8	(17)	3:29'31.3	(15)		25'09.7	
16	277	MOUNTAINBIKER	KLAGENFURT	A/I						3:37'28.0		
			SHELLANDER Werner		63	1:34'15.1	(35)	1:34'15.1	(35)		21'08.9	
			KROEHN Niklas		71	53'33.4	(16)	2:27'48.5	(20)		25'24.8	
			DELLA MEA Giuseppe		87	1:09'39.5	(15)	3:37'28.0	(16)		33'06.4	
17	250	TRISPORT	ANGER	GER						3:39'48.4		
			MUEHLBAUER Hans		80	1:29'10.0	(23)	1:29'10.0	(23)		16'03.8	
			ROETTGEN Frank		78	53'57.4	(17)	2:23'07.4	(18)		20'43.7	
			TROEBELSPERGER Bernd		76	1:16'41.0	(29)	3:39'48.4	(17)		35'26.8	
18	262	ALPIN GO	VAL RENDENA	ITA						3:42'51.4		
			MAGANZINI Paolo		84	1:32'28.8	(30)	1:32'28.8	(30)		19'22.6	
			COZZINI Enrico		85	56'04.5	(20)	2:28'33.3	(22)		26'09.6	
			MATURI Fabiano		82	1:14'18.1	(23)	3:42'51.4	(18)		38'29.8	
19	293	SCI CLUB	S.MARTINO	ITA						3:43'32.8		
			TAUFER Alessandro		81	1:25'48.4	(20)	1:25'48.4	(20)		12'42.2	
			PIASENTE Mario		65	1:02'37.8	(40)	2:28'26.2	(21)		26'02.5	
			DE LAZZER Giuseppe		65	1:15'06.6	(25)	3:43'32.8	(19)		39'11.2	
20	244	244		ITA						3:43'36.5		
			WALLNOEFER Freddi		74	1:21'14.7	(12)	1:21'14.7	(12)		8'08.5	
			SCHWEIGL Alexander		74	58'26.5	(29)	2:19'41.2	(17)		17'17.5	
			OBERPRANTACHER Tony		76	1:23'55.3	(39)	3:43'36.5	(20)		39'14.9	
21	209	ALPTRAUM	AUS OBERSTORF	GER						3:45'13.7		
			VOLLMER Lars		72	1:31'49.8	(26)	1:31'49.8	(26)		18'43.6	
			SCHILCHER Heinz		70	59'23.8	(32)	2:31'13.6	(29)		28'49.9	
			HOLLERBACH Martin		69	1:14'00.1	(21)	3:45'13.7	(21)		40'52.1	
22	248	MOUTAIN-MANIACS.AT		AUT						3:45'15.6		
			RECHEIS Thomas		85	1:32'10.2	(27)	1:32'10.2	(27)		19'04.0	
			EBENBICHLER Florian		85	57'58.1	(24)	2:30'08.3	(27)		27'44.6	
			HOFER Alexander		85	1:15'07.3	(26)	3:45'15.6	(22)		40'54.0	
23	243	TEAM MOSER	SPECK	ITA						3:48'41.0		
			LOCHMANN Thomas		82	1:23'11.4	(16)	1:23'11.4	(16)		10'05.2	
			ABLER Hermann		69	1:07'03.9	(51)	2:30'15.3	(28)		27'51.6	
			HOELLRIGL Franz		69	1:18'25.7	(30)	3:48'41.0	(23)		44'19.4	
24	281	ZKG VINTL	1	ITA						3:50'06.4		
			ROGEN Martin		73	1:36'16.2	(37)	1:36'16.2	(37)		23'10.0	
			WEISSTEINER Tobias		80	52'48.7	(13)	2:29'04.9	(23)		26'41.2	
			WEISSTEINER Leo		74	1:21'01.5	(34)	3:50'06.4	(24)		45'44.8	

POS	NUM PETT	SQUADRA CODICE	COGNOME e NOME	COM	COD. AN	TEMPO FRAZ.	POS FRAZ.	TOTALE STAFF.	POS STAFF.	TEMPO FINALE	DISTACCO	PNT TAB
25	229	SPORT SEPPI	POWER TEAM	AUT						3:50'10.4		
			RAHM Markus		73	1:37'46.9	(39)	1:37'46.9	(39)		24'40.7	
			BREITENLECHNER Simon		74	1:00'26.5	(36)	2:38'13.4	(35)		35'49.7	
			HAIDER Christoph		75	1:11'57.0	(20)	3:50'10.4	(25)		45'48.8	
26	261	SKI-BIKE-RUNNER	VINSCHGAU	ITA						3:50'29.1		
			JUNG Daniel		83	1:32'45.0	(31)	1:32'45.0	(31)		19'38.8	
			THEINER Georg		73	57'12.5	(22)	2:29'57.5	(25)		27'33.8	
			BONAVIGO Christian		78	1:20'31.6	(32)	3:50'29.1	(26)		46'07.5	
27	285	LA OLA		AUT						3:51'39.2		
			BLASSNIG Helmut		78	1:44'08.2	(50)	1:44'08.2	(50)		31'02.0	
			UNTERKREUTER Christpoh		80	59'56.0	(34)	2:44'04.2	(46)		41'40.5	
			BRUGGER Markus		84	1:07'35.0	(12)	3:51'39.2	(27)		47'17.6	
28	286	IL BRADIPO		ITA						3:51'57.3		
			MISSESONI Fabio		61	1:32'13.5	(28)	1:32'13.5	(28)		19'07.3	
			SIMI Gabriele		89	1:08'11.4	(55)	2:40'24.9	(39)		38'01.2	
			VALENTINI Mirco		72	1:11'32.4	(18)	3:51'57.3	(28)		47'35.7	
29	238	EUROKRAN	SARNTAL	ITA						3:52'04.8		
			OBERKALMSTEINER Hansjoerg		72	1:31'42.4	(25)	1:31'42.4	(25)		18'36.2	
			GROSS Herbert		69	58'15.5	(26)	2:29'57.9	(26)		27'34.2	
			HEISS Albin		72	1:22'06.9	(35)	3:52'04.8	(29)		47'43.2	
30	270	AD ALTOPIANO	BRENTONICO	ITA						3:52'11.5		
			GIACOMUZZI Nicola		69	1:38'09.1	(40)	1:38'09.1	(40)		25'02.9	
			SEBASTIANI Giorgio		63	58'18.3	(27)	2:36'27.4	(33)		34'03.7	
			MODENA Christian		84	1:15'44.1	(27)	3:52'11.5	(30)		47'49.9	
31	268	ASV JENESIEN		ITA						3:54'50.2		
			KASERER Stephan		84	1:25'27.8	(19)	1:25'27.8	(19)		12'21.6	
			VITALE Franco		60	1:04'01.6	(47)	2:29'29.4	(24)		27'05.7	
			TSCHAFFERT Diego		80	1:25'20.8	(43)	3:54'50.2	(31)		50'28.6	
32	245	HOBBYTEAM	KASTELRUTH	ITA						3:56'01.1		
			ZEMMER Michael		85	1:34'03.0	(34)	1:34'03.0	(34)		20'56.8	
			JAIDER Manuel		85	1:07'55.7	(54)	2:41'58.7	(43)		39'35.0	
			ZEMMER Karl		82	1:14'02.4	(22)	3:56'01.1	(32)		51'39.5	
33	237	ASV TRIATHLON	MALS	ITA						3:56'23.6		
			BERNHART Andreas		81	1:38'13.9	(41)	1:38'13.9	(41)		25'07.7	
			FELDERER Christoph		74	1:03'14.3	(43)	2:41'28.2	(41)		39'04.5	
			FELDERER Andreas		82	1:14'55.4	(24)	3:56'23.6	(33)		52'02.0	
34	289	RV EDELROT	LANA	ITA						3:56'25.4		
			BARLINI Lukas		87	1:24'22.6	(17)	1:24'22.6	(17)		11'16.4	
			STAFFLER Josef		64	1:07'07.0	(52)	2:31'29.6	(30)		29'05.9	
			TRATTER Walter		63	1:24'55.8	(41)	3:56'25.4	(34)		52'03.8	
35	258	BRENTA TEAM		ITA						3:58'23.8		
			MARTIGNONI Andrea		80	1:38'44.3	(42)	1:38'44.3	(42)		25'38.1	
			COLOGNA Mauro		76	1:03'35.1	(46)	2:42'19.4	(45)		39'55.7	
			PEDRANZ Stefano		76	1:16'04.4	(28)	3:58'23.8	(35)		54'02.2	
36	266	BADIASPORT		ITA						4:02'14.1		
			PESCOSTA Werner		74	1:41'35.5	(45)	1:41'35.5	(45)		28'29.3	
			TSCHAFFERT Ivan		84	1:00'42.7	(37)	2:42'18.2	(44)		39'54.5	
			FRENNER Raimund		84	1:19'55.9	(31)	4:02'14.1	(36)		57'52.5	
37	279	TEAM WATZMANN	SKI ALPIN	GER						4:02'22.2		
			WIMMER Werner		75	1:47'25.1	(53)	1:47'25.1	(53)		34'18.9	
			FRITZ Benedikt		82	51'35.0	(10)	2:39'00.1	(36)		36'36.4	
			VONDERTHANN Hans		61	1:23'22.1	(37)	4:02'22.2	(37)		58'00.6	
38	264	RV EDELROT	LANA	ITA						4:02'50.6		
			ARMELLINI Walter		64	1:33'14.9	(32)	1:33'14.9	(32)		20'08.7	
			GEISER Thomas		65	1:03'32.7	(45)	2:36'47.6	(34)		34'23.9	
			KOFLER Klaus		84	1:26'03.0	(44)	4:02'50.6	(38)		58'29.0	

POS	NUM PETT	SQUADRA CODICE	COGNOME e NOME	COM	COD. AN	TEMPO FRAZ.	POS FRAZ.	TOTALE STAFF.	POS STAFF.	TEMPO FINALE	DISTACCO	PNT TAB
39	260	A.S.C. HAID		ITA						4:07'34.0		
			LUTZ Christoph		81	1:41'48.9	(47)	1:41'48.9	(47)		28'42.7	
			LUTZ Michael		79	58'19.6	(28)	2:40'08.5	(38)		37'44.8	
			PLANGGER Arthur		70	1:27'25.5	(46)	4:07'34.0	(39)		1:03'12.4	
40	224	ETZTHALERHOF		ITA						4:09'36.3		
			BLAAS Joachim		73	1:35'39.9	(36)	1:35'39.9	(36)		22'33.7	
			ETZTHALER Fritz		61	1:08'59.7	(57)	2:44'39.6	(47)		42'15.9	
			WEISSENSTEINER Ulrich		84	1:24'56.7	(42)	4:09'36.3	(40)		1:05'14.7	
41	225	225		ITA						4:09'41.9		
			BRERA MOLINARO Rosalba		65	2:07'58.7	(62)	2:07'58.7	(62)		54'52.5	
			DEPEDRI Christian		72	53'58.4	(18)	3:01'57.1	(57)		59'33.4	
			DEGASPERI Manuel		76	1:07'44.8	(13)	4:09'41.9	(41)		1:05'20.3	
42	223	GSA PENNE SPRINT		ITA						4:10'08.5		
			CASAGRANDA Thomas		85	1:32'26.3	(29)	1:32'26.3	(29)		19'20.1	
			PIVA Mattia		89	1:07'25.5	(53)	2:39'51.8	(37)		37'28.1	
			PIVA Gabriele		80	1:30'16.7	(53)	4:10'08.5	(42)		1:05'46.9	
43	271	271		ITA						4:11'08.0		
			NISCHLER Andreas		81	1:39'14.1	(43)	1:39'14.1	(43)		26'07.9	
			WINDISCH Rupert		67	1:08'37.0	(56)	2:47'51.1	(49)		45'27.4	
			SCHNITZER Klaus		86	1:23'16.9	(36)	4:11'08.0	(43)		1:06'46.4	
44	290	BRENTA TEAM		ITA						4:15'58.9		
			SCOZZAFAVA Giuseppe		60	1:54'27.9	(55)	1:54'27.9	(55)		41'21.7	
			BOSETTI Alessio		81	1:00'50.6	(38)	2:55'18.5	(53)		52'54.8	
			SALVADORI Enos		68	1:20'40.4	(33)	4:15'58.9	(44)		1:11'37.3	
45	265	RCS TEAM		ITA						4:15'59.6		
			RIOLFATTI Riccardo		69	1:31'32.5	(24)	1:31'32.5	(24)		18'26.3	
			CUEL Fabrizio		73	1:04'23.6	(50)	2:35'56.1	(32)		33'32.4	
			SARTORI Alberto		71	1:40'03.5	(61)	4:15'59.6	(45)		1:11'38.0	
46	221	GSA PENNE SPRINT		ITA						4:16'24.6		
			PINTARELLI Michele		81	1:39'23.0	(44)	1:39'23.0	(44)		26'16.8	
			OSS PINTER Francesca		82	1:12'35.4	(60)	2:51'58.4	(52)		49'34.7	
			BAMPI Marco		76	1:24'26.2	(40)	4:16'24.6	(46)		1:12'03.0	
47	227	DORNROESCHEN		ITA						4:18'34.6		
			ANDREIS Alex		69	1:41'36.7	(46)	1:41'36.7	(46)		28'30.5	
			RATSCHILLER Kurt		78	1:00'17.2	(35)	2:41'53.9	(42)		39'30.2	
			AICHNER Thomas		70	1:36'40.7	(58)	4:18'34.6	(47)		1:14'13.0	
48	267	TEAM FLORIAN GURSCHLER		I/D						4:18'56.5		
			SARTORI Robert		80	1:43'53.3	(49)	1:43'53.3	(49)		30'47.1	
			LORENZ Andreas		80	57'06.5	(21)	2:40'59.8	(40)		38'36.1	
			FLOESS David		83	1:37'56.7	(59)	4:18'56.5	(48)		1:14'34.9	
49	252	BRENTA TEAM		ITA						4:19'07.5		
			BRANDSTETTER Claudio		76	1:37'07.6	(38)	1:37'07.6	(38)		24'01.4	
			MORANDUZZO Giulio		59	1:11'48.0	(58)	2:48'55.6	(50)		46'31.9	
			DEAVI Paolo		72	1:30'11.9	(52)	4:19'07.5	(49)		1:14'45.9	
50	275	SCS GUIT DRAU		ITA						4:23'12.5		
			MARKART Helmut		81	1:47'09.8	(52)	1:47'09.8	(52)		34'03.6	
			NIEDERMAIR Mathias		79	1:02'58.5	(41)	2:50'08.3	(51)		47'44.6	
			STOCKNER Josef		76	1:33'04.2	(55)	4:23'12.5	(50)		1:18'50.9	
51	272	272		ITA						4:26'59.4		
			ZEMMER Andreas		75	1:33'55.1	(33)	1:33'55.1	(33)		20'48.9	
			STUEFER Manfred		72	1:01'45.0	(39)	2:35'40.1	(31)		33'16.4	
			PROSSLINER Heinz		71	1:51'19.3	(65)	4:26'59.4	(51)		1:22'37.8	
52	249	BIKE CLUB KLAUSEN		ITA						4:27'38.9		
			GFADER Peter		79	1:43'16.2	(48)	1:43'16.2	(48)		30'10.0	
			LEONHARDT Sebastian		79	1:03'23.7	(44)	2:46'39.9	(48)		44'16.2	
			RUNGGALDIER Patrick		79	1:40'59.0	(63)	4:27'38.9	(52)		1:23'17.3	

POS	NUM PETT	SQUADRA CODICE	COGNOME e NOME	COM	COD. AN	TEMPO FRAZ.	POS FRAZ.	TOTALE STAFF.	POS STAFF.	TEMPO FINALE	DISTACCO	PNT TAB
53	284	KSV TRIATHLON	ITA	BERTELLA Martin	64	1:57'50.5	(57)	1:57'50.5	(57)	4:28'37.9	44'44.3	
				ELLER Andreas	80	1:03'08.7	(42)	3:00'59.2	(56)		58'35.5	
				DISSERTORI Armin	82	1:27'38.7	(47)	4:28'37.9	(53)		1:24'16.3	
54	232	KEGELSTUBE NATURNS	ITA	NISCHLER Klaus	80	1:46'56.5	(51)	1:46'56.5	(51)	4:29'38.1	33'50.3	
				SPECHTENHAUSER Daniel	81	1:13'17.8	(62)	3:00'14.3	(55)		57'50.6	
				RAINER Josef	78	1:29'23.8	(50)	4:29'38.1	(54)		1:25'16.5	
55	283	283	ITA	TRAUNER Eduard	76	1:58'57.4	(58)	1:58'57.4	(58)	4:29'49.4	45'51.2	
				GRUBER Thomas	73	1:04'02.5	(48)	3:02'59.9	(59)		1:00'36.2	
				GRUBER Franz	70	1:26'49.5	(45)	4:29'49.4	(55)		1:25'27.8	
56	236	OGM-RACING TEAM	ITA	GANTHALER Thomas	86					4:33'38.5		
				UNTERKOFER Mark	86			2:57'48.1	(54)		55'24.4	
				PLANGGER Oswald	86	1:35'50.4	(57)	4:33'38.5	(56)		1:29'16.9	
57	282	282	ITA	SAGMEISTER Stefan	76	2:06'23.0	(61)	2:06'23.0	(61)	4:35'23.4	53'16.8	
				BLAAS Tobias	83	58'56.7	(31)	3:05'19.7	(60)		1:02'56.0	
				MUNTHNER Martin	82	1:30'03.7	(51)	4:35'23.4	(57)		1:31'01.8	
58	226	ASC WELSBURG	ITA	KAMELGER Armin	71	2:00'25.4	(59)	2:00'25.4	(59)	4:36'54.2	47'19.2	
				OBERSTALLER Robert	67	1:12'49.5	(61)	3:13'14.9	(63)		1:10'51.2	
				KAMELGER Patrick	73	1:23'39.3	(38)	4:36'54.2	(58)		1:32'32.6	
59	241	TEAM SCHLERN	ITA	REIDER Christoph	69	1:55'54.4	(56)	1:55'54.4	(56)	4:40'44.8	42'48.2	
				REIDER Guenther	71	1:15'47.0	(63)	3:11'41.4	(61)		1:09'17.7	
				WOERNDLER Christian	69	1:29'03.4	(49)	4:40'44.8	(59)		1:36'23.2	
60	231	DIE LUMPELEN	ITA	GAMPER Thomas	74	1:50'16.1	(54)	1:50'16.1	(54)	4:42'41.3	37'09.9	
				LANGES Michael	56	1:11'59.3	(59)	3:02'15.4	(58)		59'51.7	
				UNTERTHURNER Stephan	78	1:40'25.9	(62)	4:42'41.3	(60)		1:38'19.7	
61	233	BRANDISKELLER LANA	ITA	FREI Franz	64	2:08'34.0	(63)	2:08'34.0	(63)	4:52'26.6	55'27.8	
				GURSCHLER Egon	89	1:04'19.4	(49)	3:12'53.4	(62)		1:10'29.7	
				ZUGGAL Egon	75	1:39'33.2	(60)	4:52'26.6	(61)		1:48'05.0	
62	288	TEAM 42	ITA	APPOLONIA Giacomo	71	2:29'24.4	(65)	2:29'24.4	(65)	4:55'20.6	1:16'18.2	
				ANGELI Manuel	75	58'12.2	(25)	3:27'36.6	(64)		1:25'12.9	
				VERALDI Mirco	74	1:27'44.0	(48)	4:55'20.6	(62)		1:50'59.0	
63	239	TEAM ATHESIA	ITA	SPECHTENHAUSER Lukas	75	2:06'21.3	(60)	2:06'21.3	(60)	5:02'06.5	53'15.1	
				MITTELBERGER Dieter	65	1:22'53.1	(65)	3:29'14.4	(65)		1:26'50.7	
				RIZZI Eduard	71	1:32'52.1	(54)	5:02'06.5	(63)		1:57'44.9	
64	254	RC ARBOE HALLEIN	A/D	MUELLER Michael	79	2:31'31.6	(66)	2:31'31.6	(66)	5:23'15.2	1:18'25.4	
				SCHNEIDER Christian	80	1:15'54.7	(64)	3:47'26.3	(66)		1:45'02.6	
				PITZER Gert	78	1:35'48.9	(56)	5:23'15.2	(64)		2:18'53.6	
65	234	234	AUT	DEUTSCH Daniela	64	2:23'20.0	(64)	2:23'20.0	(64)	5:37'00.0	1:10'13.8	
				BURGER Reinhard	89	1:24'33.2	(66)	3:47'53.2	(67)		1:45'29.5	
				DEUTSCH Harald	69	1:49'06.8	(64)	5:37'00.0	(65)		2:32'38.4	
				ISCRITTI	69						

POS	NUM PETT	SQUADRA CODICE	COGNOME e NOME	COM	COD. AN	TEMPO FRAZ.	POS FRAZ.	TOTALE STAFF.	POS STAFF.	TEMPO FINALE	DISTACCO	PNT TAB
			NON PARTITI ...		2							
246		VOLKSBANK	RUNNING TEAM	I/D								
			TARAS Heinze			75						
			ROSSATO Gianni			68						
			BONAZZA Kurt			70						
251		SV SCHLICKERALM		AUT								
			PRAXMARER Helmut			66						
			SCHLOEGL Michael			79						
			OBLASSER Lukas			83						
			NON ARRIVATI ..		2							
263		MARTINS	BIKESHOP	A/D								
			LIDICKY Lorenz		86	1:19'57.2	(8)	1:19'57.2	(8)		6'51.0	
			TIEFENTHALER Klaus		65	59'30.1	(33)	2:19'27.3	(16)		17'03.6	
			HOHENWARTER Herbert		69							
291		ARBOE	PILLERSEEBIKER	AUT								
			BERGMANN Bernd		72	1:24'27.3	(18)	1:24'27.3	(18)		11'21.1	
			WUNSCH Manfred		77	58'49.4	(30)	2:23'16.7	(19)		20'53.0	
			WOERTHER Georg		64							
			SQUALIFICATI ..		0							



5.OETZI MARATHON 19-20/04/2008

CLASSIFICA UFFICIALE



POS	NUM PETT	SQUADRA CODICE	COGNOME e NOME	COM AN	COD. FRAZ.	TEMPO FRAZ.	POS FRAZ.	TOTALE STAFF.	POS STAFF.	TEMPO FINALE	DISTACCO	PNT TAB
STAFFETTA MASCHILE/HERREN STAFFEL OVER 120												
1	230	RSV TEAM	LINDENHOF	ITA						3:27'33.6		
			PITSCHIEDER Werner		68	1:25'17.7	(2)	1:25'17.7	(2)		3'30.7	
			HUBER Heinrich		66	55'00.5	(2)	2:20'18.2	(1)		0.0	
			PLATZGUMMER Alois		64	1:07'15.4	(1)	3:27'33.6	(1)		0.0	
2	207	ASC SARNTAL-RAD		ITA						3:32'16.6		
			PERKMANN Walter		61	1:26'11.8	(3)	1:26'11.8	(3)		4'24.8	
			PREMSTALLER Manfred		62	56'04.4	(3)	2:22'16.2	(3)		1'58.0	
			HOFER Henry		78	1:10'00.4	(3)	3:32'16.6	(2)		4'43.0	
3	269	SCHLERN		ITA						3:33'27.3		
			BERNARD Nikolaus		58	1:30'17.9	(5)	1:30'17.9	(5)		8'30.9	
			MAYER Armin		66	51'08.9	(1)	2:21'26.8	(2)		1'08.6	
			RIER Viktor		60	1:12'00.5	(5)	3:33'27.3	(3)		5'53.7	
4	274	ARSU VINSCHGAU		ITA						3:35'54.6		
			PLATZER Stefan		77	1:21'47.0	(1)	1:21'47.0	(1)		0.0	
			HOELLER Josef		58	1:03'43.1	(9)	2:25'30.1	(4)		5'11.9	
			NEUMAIR Walter		63	1:10'24.5	(4)	3:35'54.6	(4)		8'21.0	
5	276	TYROLIT-SPORTGEMEINSCHAFT		AUT						3:46'01.3		
			KIRCHMAIR Guenter		54	1:31'47.1	(7)	1:31'47.1	(7)		10'00.1	
			WINDISCH Hannes		68	1:05'12.7	(10)	2:36'59.8	(6)		16'41.6	
			OTMAR Leo		54	1:09'01.5	(2)	3:46'01.3	(5)		18'27.7	
6	278	S.C.ALTOPIANO DI BRENTONICO		ITA						4:01'37.5		
			GIULIANI Claudio		62	1:29'46.3	(4)	1:29'46.3	(4)		7'59.3	
			DEGASPERI Dario		62	1:07'47.2	(11)	2:37'33.5	(7)		17'15.3	
			MODENA Giuliano		62	1:24'04.0	(9)	4:01'37.5	(6)		34'03.9	
7	253	RENNERCLUB VINSCHGAU		ITA						4:04'16.8		
			THOENI Heinrich		67	1:45'48.6	(11)	1:45'48.6	(11)		24'01.6	
			THOENI Walter		66	57'34.5	(5)	2:43'23.1	(9)		23'04.9	
			THOENI Josef		59	1:20'53.7	(7)	4:04'16.8	(7)		36'43.2	
8	247	MARATHONLEUFER VINSCHGAU		ITA						4:06'22.7		
			MACH Roman		66	1:45'55.1	(12)	1:45'55.1	(12)		24'08.1	
			KUPPELWIESER Florian		67	57'23.0	(4)	2:43'18.1	(8)		22'59.9	
			MEISTER Ulrich		60	1:23'04.6	(8)	4:06'22.7	(8)		38'49.1	
9	280	ZKG VINTL 2		ITA						4:13'19.5		
			UNTERPERTINGER Filipp		72	1:43'13.3	(9)	1:43'13.3	(9)		21'26.3	
			MOSER Paul		72	1:03'00.3	(8)	2:46'13.6	(10)		25'55.4	
			SEEBACHER Raimund		54	1:27'05.9	(10)	4:13'19.5	(9)		45'45.9	
10	292	PIRCHER WERKZEUGBAU		ITA						4:17'30.1		
			THALER Arthur		69	1:31'09.1	(6)	1:31'09.1	(6)		9'22.1	
			UNGERICHT Toni		56	1:00'31.4	(6)	2:31'40.5	(5)		11'22.3	
			PIRCHER Martin		80	1:45'49.6	(15)	4:17'30.1	(10)		49'56.5	



POS	NUM PETT	SQUADRA CODICE	COGNOME e NOME	COM	COD. AN	TEMPO FRAZ.	POS FRAZ.	TOTALE STAFF.	POS STAFF.	TEMPO FINALE	DISTACCO	PNT TAB
11	222	GSA PENNE SPRINT		ITA						4:22'52.1		
			OSS Agostino		56	1:39'46.9	(8)	1:39'46.9	(8)		17'59.9	
			OSS CAZZADOR Milena		55	1:14'15.3	(16)	2:54'02.2	(11)		33'44.0	
			PIVA Eugenio		52	1:28'49.9	(12)	4:22'52.1	(11)		55'18.5	
12	294	BELA LADINIA		ITA						4:28'48.5		
			ROSA Ugo		63	2:07'25.0	(17)	2:07'25.0	(17)		45'38.0	
			PLONER Ivano		69	1:00'34.9	(7)	3:07'59.9	(15)		47'41.7	
			MICHELUZZI Oliva		52	1:20'48.6	(6)	4:28'48.5	(12)		1:01'14.9	
13	256	256		ITA						4:41'52.8		
			STAFFLER Andreas		64	1:55'30.0	(13)	1:55'30.0	(13)		33'43.0	
			KOFLER Arnold		69	1:09'08.6	(13)	3:04'38.6	(12)		44'20.4	
			STUPPNER Dieter		67	1:37'14.2	(13)	4:41'52.8	(13)		1:14'19.2	
14	228	OETZI-RADTEAM		AUT						4:42'50.4		
			KAPFERER Gebhard		74	1:44'42.6	(10)	1:44'42.6	(10)		22'55.6	
			GRUENER Harald		59	1:30'01.3	(19)	3:14'43.9	(16)		54'25.7	
			EITERER Helmut		54	1:28'06.5	(11)	4:42'50.4	(14)		1:15'16.8	
15	255	255		ITA						5:01'44.8		
			GASPARI Emilio		75	1:59'32.4	(15)	1:59'32.4	(15)		37'45.4	
			CATALINI Emanuele		65	1:08'21.2	(12)	3:07'53.6	(14)		47'35.4	
			CALVARESI Nando		59	1:53'51.2	(16)	5:01'44.8	(15)		1:34'11.2	
16	235	LG SCHLER		ITA						5:06'53.1		
			EGGER Arnold		59	1:55'35.4	(14)	1:55'35.4	(14)		33'48.4	
			PLANGGER Christian		90	1:11'43.0	(14)	3:07'18.4	(13)		47'00.2	
			PLANGGER Peter		53	1:59'34.7	(17)	5:06'53.1	(16)		1:39'19.5	
17	242	242		GER						5:08'39.1		
			WIEDNER Gerd		58	2:08'57.7	(18)	2:08'57.7	(18)		47'10.7	
			SCHOTT Danny		74	1:19'06.6	(18)	3:28'04.3	(18)		1:07'46.1	
			GEILKE Thomas		62	1:40'34.8	(14)	5:08'39.1	(17)		1:41'05.5	
18	259	DSG LESACHTAL		AUT						5:21'09.6		
			SEIWALD Gerhard		68	2:03'09.9	(16)	2:03'09.9	(16)		41'22.9	
			SEIWALD Erika		69	1:17'38.3	(17)	3:20'48.2	(17)		1:00'30.0	
			STEINER Manfred		58	2:00'21.4	(18)	5:21'09.6	(18)		1:53'36.0	
19	287	ZON DE CADDN		ITA						5:33'20.3		
			WEBER Adriano		57	2:15'36.9	(19)	2:15'36.9	(19)		53'49.9	
			WEBER Daniele		68	1:14'09.4	(15)	3:29'46.3	(19)		1:09'28.1	
			WEBER Ivo		64	2:03'34.0	(19)	5:33'20.3	(19)		2:05'46.7	
			ISCRITTI	19							
			NON PARTITI	...	0							
			NON ARRIVATI	..	0							
			SQUALIFICATI	..	0							